

# Rinnai



**EL Holographic Electric Fire Range**

# Unparalleled realism

Introducing the Rinnai EL Series Holographic Fires; delivering realistic electric fires like you've never seen before. Featuring lifelike moving flames, beautifully glowing logs and authentic sound effects to create a stunningly realistic fire for your home.

The Rinnai EL Series provides a complete range of options to create the ultimate fireplace to transform your home. Offered in 1m and 1.5m widths, this exquisite fire provides the flexibility to be installed in a front-facing, corner, or panoramic configuration, seamlessly enhancing any space.



# EL 1000



Corner

## EL 1000

Experience the next generation of electric fires with the EL1000. Featuring an ultra-realistic flame with customisable colours, flame height, and movement, enhanced by mesmerising smoke and spark effects. The exquisitely crafted fuel bed showcases our most lifelike logs yet, illuminated from within to create a captivating glow that mimics the natural warmth and charring of a real fire.

## Features

- Fireplace display area 400 x 1000 x 513mm (dimensions H x W x D)
- 2 heat settings - 1kW & 2kW with cool blow option
- Flame effect can be operated with or without heat function
- 9 fuel bed colour options
- Independent control of illumination for fuel bed, logs and downlight with colour change and brightness settings
- Realistic spark sounds with advanced speaker
- Easy to use remote control handset
- User-friendly App, controlled via your smart device
- 'Favourite' mode to save your preferred flame/fuel bed settings
- Thermostatic control
- Smart device or voice-controlled timers
- Open window detection mode for optimised energy efficiency
- Optional ambient light kit compatible (available as an optional additional purchase)
- Optional 14mm slim trim (available as an optional additional purchase)



Panoramic



Front-facing

# EL 1500



Front-facing

## EL 1500

The EL1500 electric fire delivers a truly exceptional visual experience, showcasing lifelike flames that create a captivating ambiance. Designed with elegance and equipped with advanced features, it effortlessly elevates your space while providing up to 3kW of heating at the touch of a button. Experience the perfect blend of beauty and functionality with the EL1500—a standout choice for sophisticated interiors.

### Features

- Fireplace display area 400 x 1500 x 513mm (dimensions H x W x D)
- 2 heat settings – 1.5kW & 3kW with cool blow option
- Flame effect can be operated with or without heat function
- 9 fuel bed colour options
- Independent control of illumination for fuel bed, logs and downlight with colour change and brightness settings
- Realistic spark sounds with advanced speaker
- Easy to use remote control handset
- User-friendly App, controlled via your smart device
- 'Favourite' mode to save your preferred flame/fuel bed settings
- Thermostatic control
- Smart device or voice-controlled timers
- Open window detection mode for optimised energy efficiency
- Optional ambient light kit compatible (available as an optional additional purchase)
- Optional 14mm slim trim (available as an optional additional purchase)



Corner



Panoramic

# Instant heat at your fingertips



Part of the Rinnai design ethos is to ensure that all appliances offer clear and simple controllability. Whilst functionality may have advanced and become more dynamic, we believe that intuitive interaction is paramount.

The Rinnai EL fires can be conveniently controlled in four ways:

- Manually using the multi-function panel discretely located on the appliance
- With the intuitive remote-control handset
- Through your smart device (such as phone or tablet) using Wi-Fi connectivity
- Voice Control

With built in Wi-Fi connectivity, enhance your user experience with our smart app enabling you to control your appliance from anywhere! The app allows you to set tailored programmes, schedule on/off times, set temperatures, design custom light effects, plus much more.\*

The quick start heat option allows you to select low heat, high heat, or cool blow at the touch of a button. Whilst adaptive smart heating allows you to schedule the exact time and date you wish to heat your room, automatically adjusting the environment to reach and maintain the desired temperature.

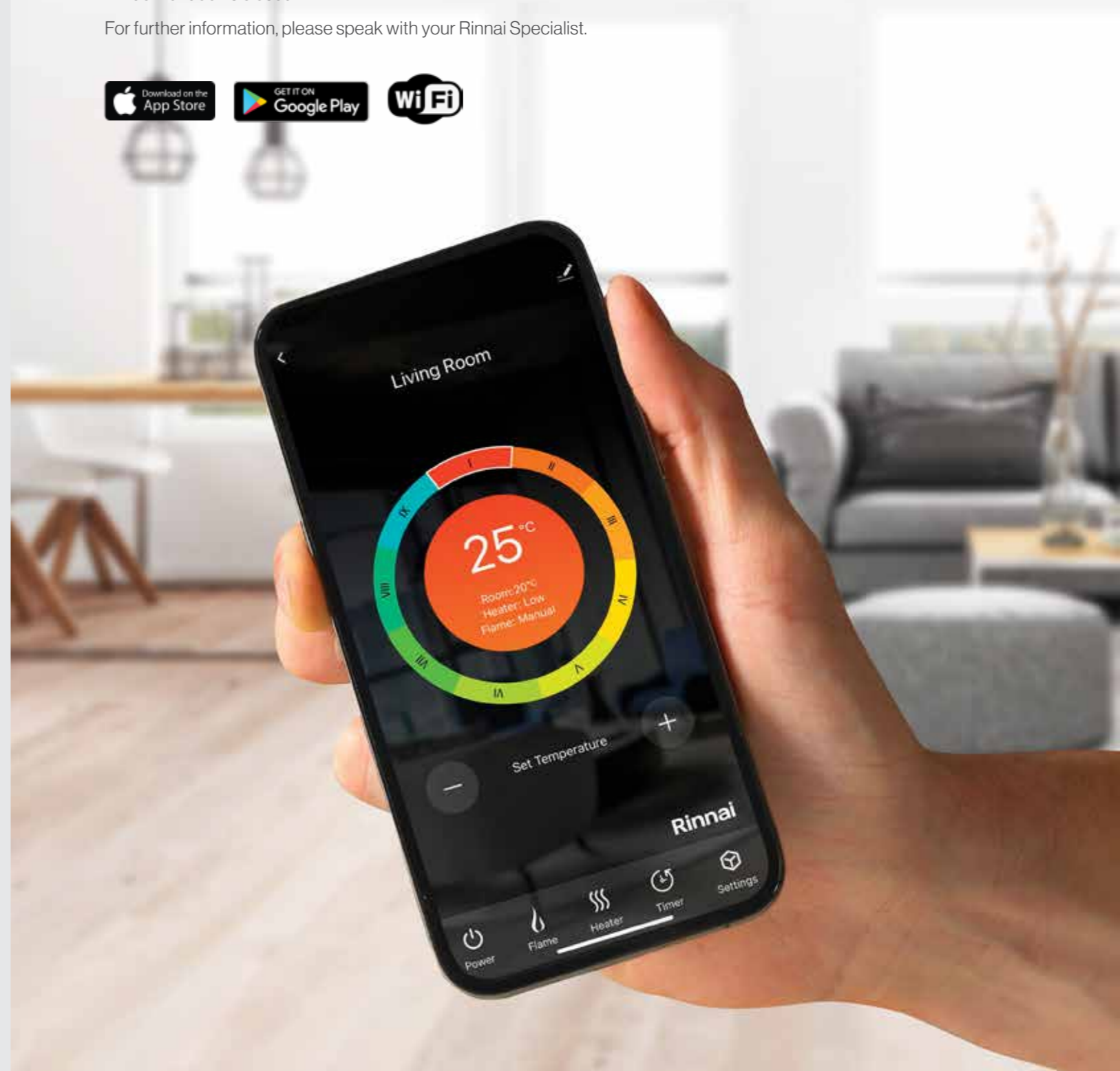

\*Tuya Smart App is a third party application independent of Rinnai.

# Smart technology

With Rinnai, the combination of functionality through applied smart technology creates the ultimate home heating experience. Your appliance will synchronise with your smart device, such as your phone or tablet, putting you in complete control. The latest sensor technology helps to create our most efficient electric fire ever, ensuring that the room is heated to the correct temperature at the right time with optimal energy usage.

We are committed to a sustainable future, ensuring that our appliances make the most efficient use of energy. All Rinnai appliances benefit from temperature detection and regulation technology; if there is a sudden drop in room temperature, perhaps caused by an open window or door, the appliance will temporarily deactivate any heating functions to avoid energy wastage and will reactivate when the window or door is closed.

For further information, please speak with your Rinnai Specialist.



# Optional ambient lighting

Extend the atmosphere beyond the fire and into the room using a Rinnai ambient light kit, allowing you to create a further interactive dimension to the environment. This additional lighting features 15 colour modes and can be controlled by the appliance remote control or the via your smart device. The kit features a 3 metre length of RGB LED strip light and up to two kits can be simultaneously connected to a Rinnai EL fireplace, making it the perfect addition to fire suites and media walls.

# Optional trim

Achieve a seamless install with the addition of a trim around your fire. The 14mm trim provides a smooth edge finish to achieve a smooth, flawless, professional finish to your fire.

# Optional accessories

| Product Code | Product Description    |
|--------------|------------------------|
| R2650        | EL1000 slim trim 14 mm |
| R2651        | EL1500 slim trim 14 mm |
| R2820        | LED light strip 3m     |

\* A maximum of 6m of LED strips (two kits) may be used

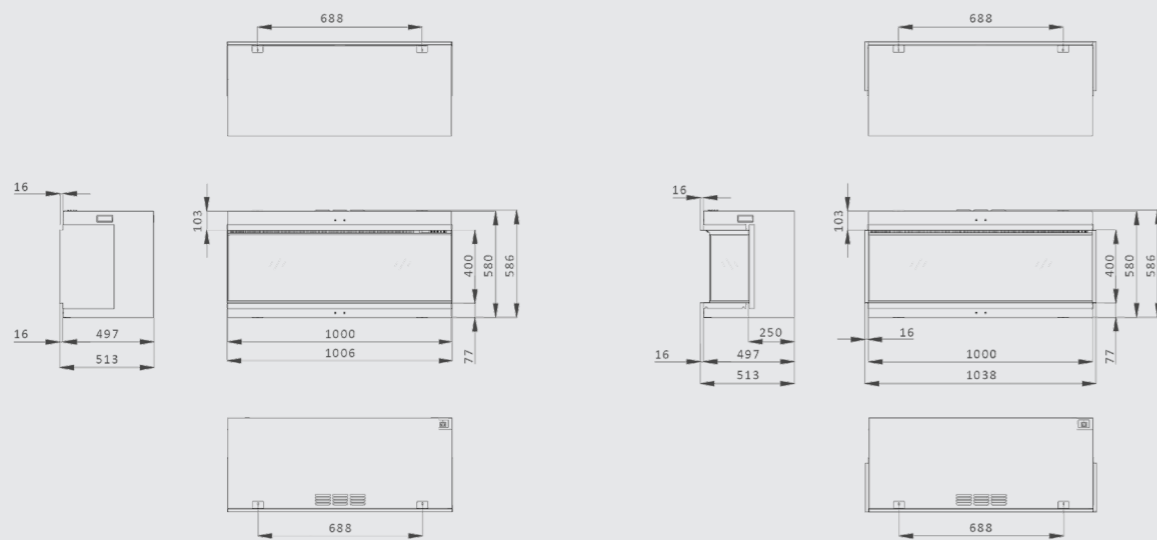


EL Series fire featuring ambient lighting kit

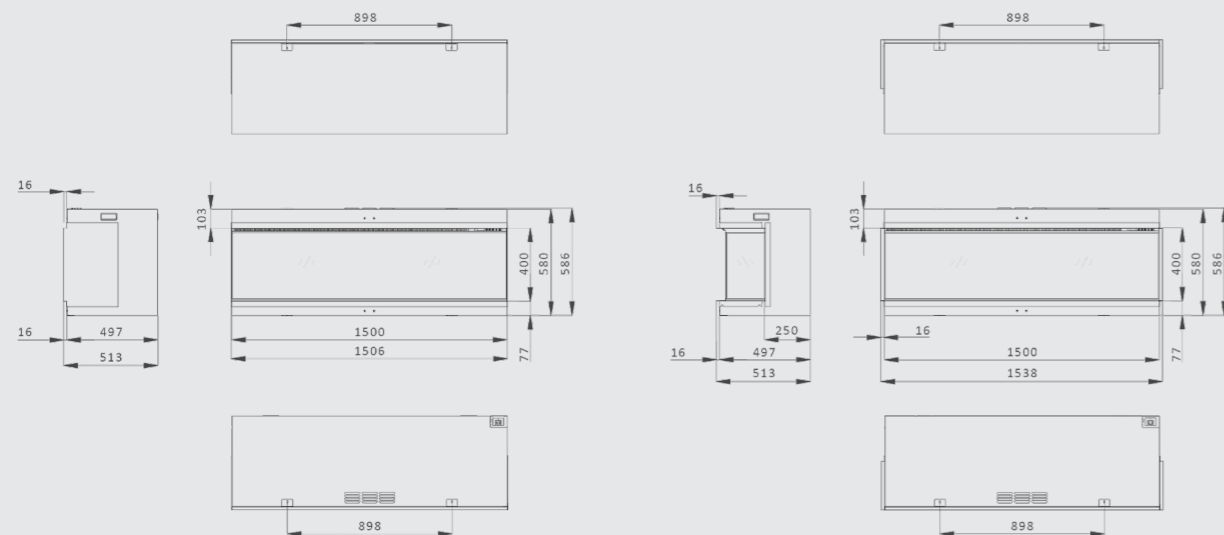
# Appliance Dimensions

(All dimensions are in millimetres.)

## EL 1000



## EI 1500



Dimensions shown are unit dimensions only.

Enclosure and framing dimensions are available in the Operation and Installation guides available online at [rinnai.co.nz](http://rinnai.co.nz)



Front-facing



# Specifications

| Model                  | Unit     | EL1000           | EL1500           |
|------------------------|----------|------------------|------------------|
| Weight                 | kg       | 64.6             | 89.2             |
| Dimensions H x W x D   | mm       | 586 x 1006 x 513 | 586 x 1506 x 513 |
| Supply Voltage         | VAC / Hz | 230-240 / 50     | 230-240 / 50     |
| Three pin plug type    | Amp      | 10               | 15               |
| Length of power lead   | mm       | 1800             | 1800             |
| Max. Power Consumption | W        | 2000             | 3000             |
| Power for Flame Effect | W        | 45               | 75               |

| Heat Output | 1 - 2 kW | 1.5 - 3 kW |
|-------------|----------|------------|
|             |          |            |

| Auxiliary Electricity Consumption | W    |      |
|-----------------------------------|------|------|
| At Nominal Heat Output            | 2000 | 3000 |
| At Minimum Heat Output            | 1000 | 1500 |
| In Standby Mode                   | 3    | 3    |

| Type of Heat Output / Room Temperature Control        | Yes / No |
|---|----------|
| With electronic room temperature control              | Yes      |
| Electronic room temperature control plus day timer *  | Yes      |
| Electronic room temperature control plus week timer * | Yes      |

| Other Control Options                                | Yes / No |
|--|----------|
| Room temperature control, with open window detection | Yes      |
| With adaptive start control                          | Yes      |

\* Timers only available with the use of the app.

## Warranty

|             | Product Group        | Firebox |         | All other parts |         |
|-------------|----------------------|---------|---------|-----------------|---------|
|             |                      | Parts   | Labour  | Parts           | Labour  |
| Residential | Electric Fire Heater | 5 Years | 2 Years | 2 Years         | 2 Years |

# 5 YEAR FIRE BOX WARRANTY

View the warranty conditions prior to purchase at [rinnai.co.nz/warranty](http://rinnai.co.nz/warranty)

Rinnai is constantly improving its products, and as such, information and specifications are subject to change without notice. For the most up-to-date information, go to [rinnai.co.nz](http://rinnai.co.nz)

This document has been printed using vegetable/soy-based inks on paper from environmentally responsible sources

**Rinnai.co.nz | 0800 746 624**  
[facebook.com/rinnainz](https://www.facebook.com/rinnainz)