

Rinnai



Gas & Electric Hot Water Heating Collection



At Rinnai, we're your total home living experts

For over 50 years, Rinnai has supplied New Zealanders with a wide range of appliances to make Kiwi homes and workplaces more comfortable, safe and efficient.

Rinnai New Zealand is a subsidiary of the Rinnai Corporation, which was founded in 1920 in Japan as a manufacturer of gas and oil appliances. In New Zealand, we're located at our purpose-built site at Pavilion Drive, Mangere. It's here that we design and build many of our appliances – so they're especially suited to New Zealand conditions.

We're probably best known for our iconic water heating solutions for Kiwi homes and were the first to introduce gas continuous flow to New Zealand.

We're also one of the industry leaders in home heating. We have a huge range of fireplaces, as well as heat pumps, ducted systems and radiant heaters.

So whether you want to heat one room or the whole house, there's a Rinnai solution for you.

Of course you might want to keep the temperature down in your home too. Which is where you can turn to Rinnai for air conditioning (or heat pumps) that cool your rooms in summer, as well as ducted air conditioning to cool the whole house.

And let's not forget our commercial solutions used widely through schools, government buildings, apartments, offices and sports facilities, as well as hotels and commercial kitchens.

Rinnai has a nationwide team of service professionals who are fully trained and equipped with diagnostic tools to service your appliance, so you get a true end-to-end service with Rinnai.

With over 1 million appliances sold into Kiwi homes and businesses over the past five decades, it's no wonder Rinnai has established a proud reputation for quality and reliability. And why we've become known as your total home living experts.



Hot Water Heat Pump Range:

pgs 6–15

A smarter hot water solution for the homes of tomorrow. Using the efficiency of Heat Pump technology, Hot Water Heat Pumps provide savings of up to 75% on your hot water heating costs.



Gas Water Heater Range:

pgs 16–23

Rinnai INFINITY® continuous flow gas hot water systems ensure you never run out of hot water and you won't pay to keep it continuously hot either.



Electric Hot Water Cylinder Range:

pgs 24–29

From low to mains pressure, with options to connect to supplementary heating sources, Rinnai cylinders offer a delightfully simple fit-and-forget solution.



Technical Section:

pgs 30–31

Find out all the features and specifications of your selected Rinnai water heating solution.

When it comes to hot water, we know our stuff. We'll help you choose the option that works best for you and your lifestyle – and we'll keep it simple too! At Rinnai, we're committed to helping you make your home's hot water as energy efficient as possible – from how it's generated to how it's used.

Andy McNicholl
Managing Director

Hot Water Innovation

Product research and design never stops at Rinnai

Innovation should be our middle name

Our world-class Auckland based Research and Development division ensures we use innovative technology which creates hard-working products that are easy to use.

Beautiful and clever design means everything

When you choose a Rinnai product, we want you to be proud of it. This means we design high-quality products that incorporate the latest thinking in design and function. We understand that beauty and brains are a winning combo.

Efficiency is king

Up to a third of New Zealand's domestic energy consumption is used for water heating.* We take every opportunity to improve the efficiency of our products in the knowledge that this will reduce your running costs and hopefully shrink those nasty power bills.

We think responsibly and care about our environment

With the world's limited resources, we all have a responsibility to make the most of what we have. Rinnai delivers highly efficient products to help you use less natural resources. ISO 14001 accredited.

Every little bit helps.

*Varies per household. Source: EECA website.



Quality

Through precision manufacturing and an ongoing focus on quality, we have built our reputation for outstanding reliability.



Warranty

Rinnai's hot water products are covered by extensive warranties – we stand behind all our products.



Servicing/Installation

If you ever require service work or installation, simply contact Rinnai. We have a network of service centres that will provide expertise and help whenever you need it.



Industry Training

We provide technical training for hundreds of gas fitters, plumbers, architects, installers and service centres every year. We have online modules to keep installers up to date at TradeSmart.



Safety

All Rinnai's appliances meet or exceed the safety standards required by the New Zealand gas and electrical regulations.



Contact Us

For more on our products and innovations, please contact us on **0800 Rinnai (746 624)**, or at **info@rinnai.co.nz**

How do I choose the right hot water systems for my needs?

⚡ Hot Water Heat Pump

- ✓ If I have moderate hot water needs then a Hot Water Heat Pump is a good option.
- ✓ If interior space is tight or I want to free up my hot water cupboard, then switching to a Hot Water Heat Pump is an option.
- ✓ If you are looking for the most efficient system that is dedicated to sustainability, then consider a Hot Water Heat Pump.



🔥 Gas Continuous Flow

- ✓ If I have access to natural gas, a gas continuous flow unit is a good choice as it will deliver lower running costs.
- ✓ If interior space is tight or I want to free up my hot water cupboard, then switching to a continuous flow water heater is an option.
- ✓ If I have a high hot water demand around peak times (large family and morning showers) then go for a continuous flow water heater over a cylinder.



⚡ Electric Hot Water Cylinder

- ✓ If I have moderate hot water needs then a hot water cylinder is a good option.
- ✓ If I'm after a specific cylinder capacity to replace my current hot water cylinder, Rinnai offers an extensive range of sizes to meet my needs.
- ✓ If I'm renovating and want to improve the flow rate of the shower and bath then I might consider a move to a mains pressure hot water cylinder if the house has an old low pressure copper tank.



Now you're informed to make the right choice!



Hot Water Heat Pump – HydraHeat® Integrated

A Hot Water Heat Pump is a smarter hot water solution for the homes of tomorrow.

Rinnai have combined the technology of water heaters and heat pumps to bring you a very clever solution - a Hot Water Heat Pump called HydraHeat®. Using the efficiency of heat pump technology, HydraHeat® will heat a home's water using up to 75% less power*. The result is a far more cost-effective and more sustainable solution for the homes of tomorrow. Designed and built right here in New Zealand by Rinnai for Kiwi conditions, HydraHeat® is easy to install for any home. It's the future of hot water.



*When a comparison calculation is made to a 250L standard electric hot water cylinder when heating water from 19°C to 55 °C.

Rinnai HydraHeat® Integrated Hot Water Heat Pump



Up to 75% Savings on Hot Water Costs*

Provides highly efficient water heating, minimising energy consumption and lowering operating costs.



Dedicated to Sustainability

Powered by only 150g of high-efficiency R290 refrigerant with low Global Warming Potential and COP of 4.7.**



Faster Top-Down Heating

The HydraHeat® Integrated system delivers hot water directly to the top of the cylinder from startup, delivering instant hot water right when you need it.



Renowned Quality

Crafted with exceptional quality by Rinnai New Zealand, the trusted name in total home living.



HydraHeat® head designed and built in NZ

Specifically designed for New Zealand climatic conditions (from -10°C to +42°C), as well as coastal locations. Operates in full heat pump mode right down to -10°C without the need for electric boosting.



Reliability

The inbuilt electric element guarantees a consistent and dependable supply of hot water, at all times.



Modular 'Heat Pump Ready' Design

Ability to upgrade from a standalone electric water heater to Heat Pump Technology with addition of Heat Pump unit.



Easy Servicing

Removable Heat Pump unit allows for easy servicing, and ensures uninterrupted supply of hot water.



Frost Protection

Built-in defrost and frost protection functions to handle colder climates.



NZ MEPS compliant

MEPS (Minimum Energy Performance Standard) means less heat loss from unit and less energy use, resulting in a more efficient product. Not all Hot Water Heat Pumps in New Zealand are MEPS compliant.



Warranties

5-year head unit warranty and a 7-year cylinder warranty.



6 Operation Modes

Standard, Boost, Eco 55, Eco 50, High Usage, and Element Only.



Suitable for Hard or Soft Water Areas

Featuring an enamel cylinder with a magnesium anode for effortless use in both hard and soft water areas.



Ideal for a Range of Residential Styles

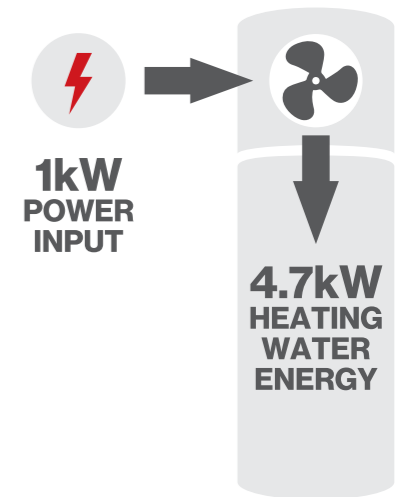
The 275L is suitable for homes of 2-5 people and the 340L is suitable for 2-7 people. Plus an operating sound level of only 45dB(A) makes it suitable for a wide range of homes, including built-up residential areas.

* When a comparison calculation is made to a 250L standard electric hot water cylinder when heating water from 19°C to 55°C.
 ** Coefficient of Performance was measured at the following conditions: Inlet water temperature 19°C, Outlet Water temperature 55°C, Dry Bulb Temperature 19°C.

How It Works

Operating much like a refrigerator in reverse, the HydraHeat® utilises the surrounding air's ambient temperature and amplifies this energy to heat water at significantly reduced costs compared to conventional hot water cylinders.

At 19°C ambient temperature. Water heated from 15–55°C.
 COP of 4.7 based on Accredited Testing to AS/NZS 5125 by NATA accredited Provider.



Heat Pump Unit

The top unit is the powerhouse using heat pump technology that extracts thermal heat energy from ambient air.



275L or 340L Cylinder

The cylinder itself can operate on either electric element or in heat pump mode so you have freedom to choose the best heating option for you.



Hot Water Heat Pump – HydraHeat® Split

Introducing the HydraHeat® Split Hot Water Heat Pump - a versatile solution compatible with both new and existing cylinders.

Combining Rinnai's expertise in water heating and heat pump technology, the HydraHeat® Split Hot Water Heat Pump offers a highly efficient way to heat your water.

Its split design allows flexible installation while maximising performance. The Rinnai HydraHeat® Split Hot Water Heat Pump utilises thermal stratification within the storage cylinder to ensure rapid hot water delivery from the moment it starts, offering an efficient and practical water heating solution.



* Please refer to our cylinder compatibility checklist to find out if your cylinder is compatible with the HydraHeat® Split system.

Rinnai HydraHeat® Split Hot Water Heat Pump



Up to 75% Energy Savings*

Provides highly efficient water heating, minimising energy consumption and lowering operating costs.



High Coefficient of Performance (COP) of 4.6 - providing energy efficiency**

By maximising energy output while minimising input, the HydraHeat® Split Hot Water Heat Pump ensures reliable, cost-effective hot water heating, making it an ideal choice for energy-conscious households.



Faster Top-Down Heating

The HydraHeat® Split system delivers hot water directly to the top of the cylinder from startup, delivering instant hot water right when you need it.



Dedicated to Sustainability

Uses only 150g nominal charge of R290 natural refrigerant.



Designed and Built in NZ

Specifically designed for New Zealand climatic conditions (from -10°C to +42°C), as well as coastal locations. Operates in full heat pump mode right down to -10°C without the need for electric boosting.



Frost Protection

Built-in defrost and frost protection functions to handle colder climates.



4 Operation Modes

Eco 55, Standard, Element Only and Shutdown.



Timer Function

Allows you to schedule heating cycles to align with your solar PV system's peak generation or off-peak electricity rates. This maximises energy efficiency and cost savings by ensuring your hot water is heated when electricity is most affordable or renewable energy is readily available.



Quiet Operation

Quiet operation to ensure noise comfort for both you and your surrounding neighbours.



Ease of Installation

The outdoor compressor unit allows for ambient air to efficiently heat the water and is ideal for homes with inside space restraints.



Split Design - for easy retrofit to your current cylinder***

Allows you to enhance your current hot water heating solution without the need to replace your current cylinder.



Warranty - 5 Years

5-year heat pump module warranty.



Modern Design

Cod Grey for modern aesthetics.

How It Works


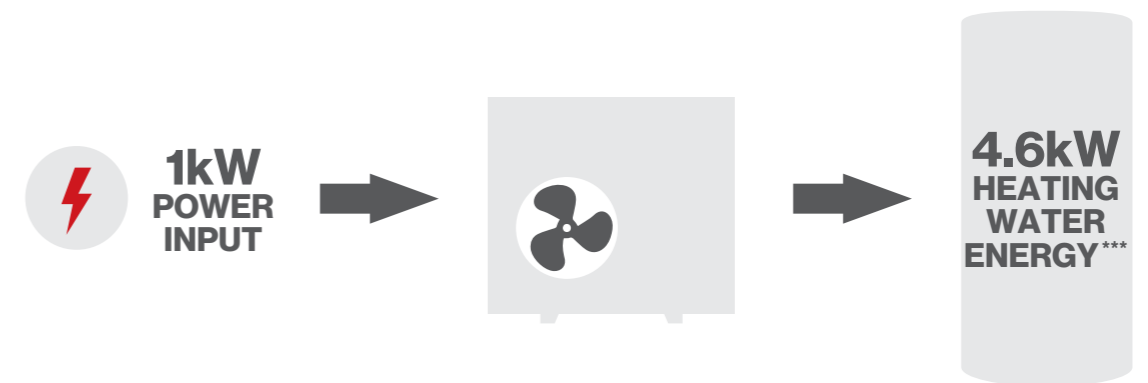
Operating much like a refrigerator in reverse, the HydraHeat® Split utilises the surrounding air's ambient temperature and amplifies this energy to heat water at significantly reduced costs and then transfers this hot water into your cylinder.

Top-Down Heating with Stratification - Instead of heating the entire volume of water uniformly, the system prioritises heating the top layer of water first. Hot water, being less dense, naturally rises to the top of the storage cylinder and cooler water stays at the bottom, allowing the heat pump to continue heating efficiently.

Because the top portion of the cylinder reaches the set temperature quickly, hot water is available for use sooner—even while the lower layers are still heating.

Thanks to this stratification effect, the HydraHeat® Hot Water Heat Pump quickly provides hot water from the top down, ensuring an energy-efficient and reliable option for Kiwi households.

At 19°C ambient temperature. Water heated from 15–55°C.
COP of 4.6 based on Accredited Testing to AS/NZS 5125 by NATA accredited Provider.



* When a comparison calculation is made to a 250L standard electric hot water cylinder when heating water from 19°C to 55°C.
** Coefficient of Performance was measured at the following conditions: Inlet water temperature 19°C, Outlet Water temperature 55°C, Dry Bulb Temperature 19°C.
*** Please refer to our cylinder compatibility checklist to find out if your cylinder is compatible with the HydraHeat® Split system.

Hot Water Heat Pump – Enviroflo™ GR Series

The Rinnai Enviroflo GR Series Electric Integrated Hot Water Heat Pump systems are your reliable choice for efficient hot water. Designed to meet a variety of installation needs across New Zealand, the GR Series offers capacities of 215L, 265L and 280L, making it suitable for diverse site requirements.

Featuring as standard a single element boost, you can enjoy hot water comfort, anytime. The GR Series is Solar PV compatible*, allowing for integration with solar energy systems to enhance efficiency.

Built to withstand New Zealand's unique climate, these systems operate effectively under water pressures up to 1000kPa, ensuring durability and dependable performance. Plus, they utilise R290, an environmentally friendly refrigerant, making them a sustainable choice for your hot water needs.



Choice

Available in capacities of 215L, 265L and 280L to suit your hot water needs.



Adaptable for All Climates

Operates in ambient air conditions ranging from -7°C to 45°C.



Quiet Operation

Operates quietly at a low 46dB(A), quieter than the average noise level of a household dishwasher.



Renowned Quality

Designed and built with a high level of product quality, backed by over 50 years of Rinnai's excellence in hot water.



Built in Wi-Fi

The built in Wi-Fi module allows for convenient control from anywhere.



Defrost Control

Built in anti-frost function to protect the evaporator in colder climates.



Solar PV Compatible*

Can be networked with grid tied Solar PV for enhanced efficiency and savings.



Reliable

Inbuilt electric element to ensure you always have a reliable supply of hot water.



Energy Efficient

With a high Coefficient of Performance (COP) of 4.0**, it delivers reliable and cost-effective hot water heating by maximising energy efficiency when compared to standard electric cylinders.



Auto Disinfection

Auto disinfection preventing the potential growth of legionella.



Environmentally Focused

High efficiency R290 refrigerant with a low Global Warming Potential.



Automated

Auto restart function - in the event of a power outage it will automatically restart once the power is re-instated.



Versatile

Multiple operating modes (Standard/ECO/Hybrid/Electric/Vacation).



Off-Peak Timers

Use timers to take advantage of off-peak electricity, reducing the running cost of the unit.

* When used with third-party interface.

** Coefficient of Performance was measured at the following conditions: Inlet water temperature 19°C, Outlet Water temperature 55°C, Dry Bulb Temperature 19°C.



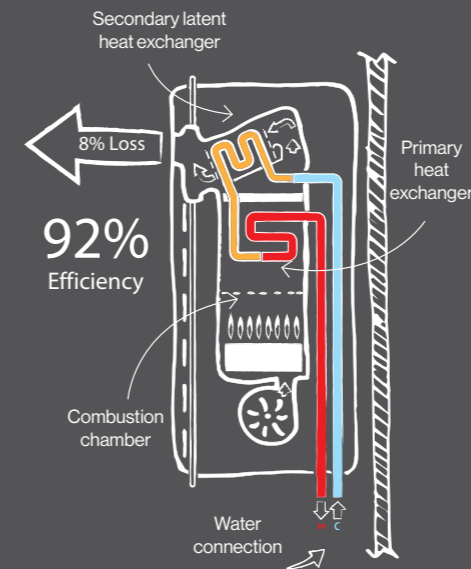
Continuous Flow Gas Hot Water

The Rinnai INFINITY® gas hot water range of heaters is already a smart choice when it comes to ensuring you have an endless hot water supply. Enjoy a system that heats your water when you need it – and the peace of mind that the hot water won't run out!



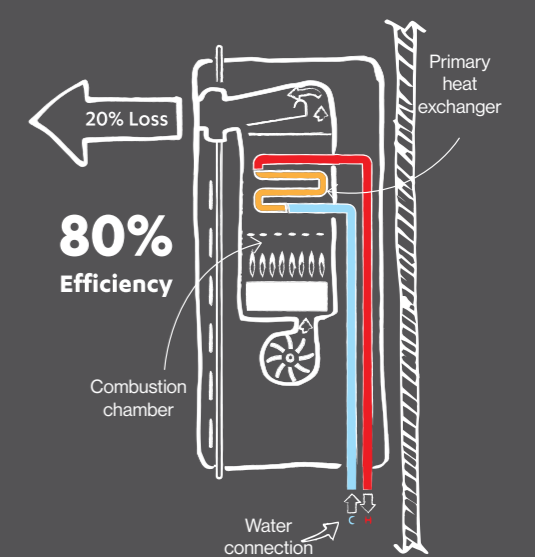
Condensing Continuous Flow Unit

The Rinnai INFINITY® EF26 is the latest innovation in gas endless hot water solutions for people who never want to run out of water and for tradespeople that want to deliver the best customer outcomes and grow their business. The Rinnai INFINITY® EF26 is the only residential endless hot water product that pre-heats water with existing heat so that it is more energy efficient, more cost effective and more environmentally friendly.



Standard Continuous Flow Unit

The Rinnai A Series delivers 6-star 80% energy efficiency for domestic water heating and depending on the model delivers up to 26 litres of hot water per minute. Easily configured with separate controllers for greater flexibility around the home. Enjoy unlimited hot water at your convenience.



* Varies per household. Source: EECA website.

Residential Continuous Flow Gas Water Heaters

Rinnai INFINITY® EF26 High Efficiency Condensing Unit

The latest innovation in continuous flow gas hot water products. The Rinnai INFINITY® EF26 offers on-demand endless hot water that is more energy efficient, more cost effective and more environmentally friendly.

- ✓ High Efficiency: Pre-heats water with existing heat to reduce hot water running costs.
- ✓ Endless Hot Water: Never run out of hot water again.
- ✓ Space Saving: Located outside to give you more space indoors.
- ✓ Clever Design: These systems modulate to heat water at lower flow rates.
- ✓ Adaptive: Supports lower flow rates required of new taps.

Rinnai INFINITY® EF26

– Ideal for the environmentally conscious who want to significantly reduce running costs and lower energy usage, while still having the luxury of endless hot water.

– EF26: 92% thermal efficiency.



10 **3**

10-year warranty[^] 3-year warranty^{^^}

* The L/min is the nominal water capacity at a 25°C rise. [^] 10-year warranty pro rata on heat exchanger. ^{^^} 3-year warranty on parts and labour. Please refer to Limited Warranty statement on Rinnai continuous flow water heaters at www.rinnai.co.nz/warranty.html

Rinnai INFINITY® A Series

A system that heats your water when you need it – enjoy the peace of mind that the hot water won't run out! The Rinnai INFINITY® gas water heater is a nifty little system – installed outside so you won't have to sacrifice any of your indoor living space.



INFINITY® A16 – 16L/min*
Available in Graphite® colour

INFINITY® A20 – 20L/min*

INFINITY® A24 – 24L/min*

INFINITY® A26 – 26L/min*
Available in Graphite® colour



Rinnai INFINITY® A26 in Graphite® colour

- ✓ Cost Efficient: Only pay to heat the water you use.
- ✓ Endless Hot Water: Never run out of hot water again.
- ✓ Space Saving: Located outside to give you more space indoors.
- ✓ Clever Design: These systems modulate to heat water at lower flow rates.
- ✓ Adaptive: Supports lower flow rates required of new tap and bathroomware.

Rinnai INFINITY® A Series

– Designed for homes requiring high volumes of hot water with lower initial set-up cost.

– 80% thermal efficiency.

Rinnai INFINITY® Indoor

Installing your Rinnai INFINITY® gas hot water unit inside provides proximity to outlets (taps) and gets your hot water to you faster. Hidden in a cupboard, or up in the attic, the Rinnai INFINITY® gas water heater will operate efficiently and effectively.

- ✓ Aesthetics: No Rinnai INFINITY® unit visible on the outside of the house.
- ✓ Flexible Installation: Flue installation can be vertical, horizontal or a combination of both to maximise the locations in which the unit can be installed.

INFINITY® A28i

- Provides proximity to hot water outlets for larger homes.
- Up to 83% thermal efficiency.
- Provides 28 litres per minute of continuous hot water.



10 **3**

10-year warranty[^] 3-year warranty^{^^}

* The L/min is the nominal water capacity at a 25°C rise. [^] 10-year warranty pro rata on heat exchanger. ^{^^} 3-year warranty on parts and labour. Please refer to Limited Warranty statement on Rinnai continuous flow water heaters at www.rinnai.co.nz/warranty.html

Residential & Commercial Continuous Flow Gas Water Heaters

Rinnai INFINITY® High Capacity

Rinnai INFINITY® high capacity water heaters ensure an endless supply of hot water for commercial applications and high demand residential installations. Enjoy peace of mind that your hot water will never run out.



INFINITY® HD49 Series – 28L/min*

INFINITY® NB56 Series – 32L/min*

INFINITY® HD56 – 32L/min*



✓ Large Installations: Multiple units can be manifolded together to provide extra hot water for large homes or commercial use.

✓ Proximity to Outlets: Being closer to outlets means you get your hot water faster. Ideal when there would be a long pipe to reach the outlet if an outside installation was used.

INFINITY® HD49

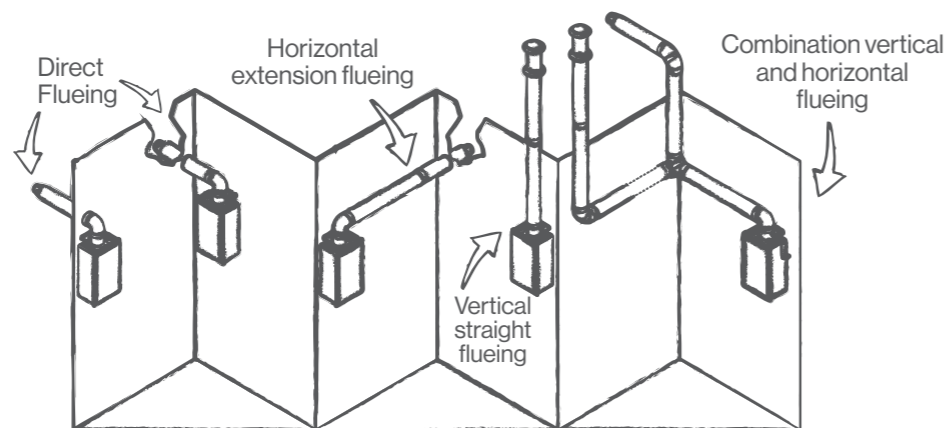
- Up to 83% thermal efficiency.
- Provides up to 28 litres per minute of continuous hot water.

INFINITY® NB56

- Up to 97% thermal efficiency by preheating the incoming cold water.
- Provides up to 32 litres per minute of continuous hot water.
- Rinnai's most environmentally-friendly gas water heating option.

Rinnai INFINITY® HD56

- Designed for domestic or commercial users who need higher flow rates or have larger water-use requirements.
- Greater than 80% thermal efficiency.



10 **3**

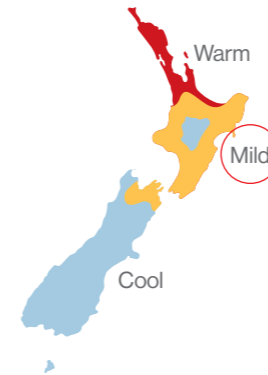
10-year warranty[^] 3-year warranty^{^^}

* The L/min is the nominal water capacity at a 25°C rise. [^] 10-year warranty pro rata on heat exchanger. ^{^^} 3-year warranty on parts and labour. Please refer to Limited Warranty statement on Rinnai continuous flow water heaters at www.rinnai.co.nz/warranty.html

Rinnai INFINITY® Gas Water Heater Product Selector

1. Work out the volumes of hot water that might be needed at the same time.
2. Add up the total volume of hot water that might be needed at the same time
3. Find the geographic zone and then follow the row until you find either the volume needed or the next highest number.
4. Go across the chart to see which models will deliver this quantity of water.

	Typical flow rate*	What you want to run simultaneously	Example
Bathroom 1	9		9
Bathroom 2	9		9
Kitchen	6		6
Laundry	6		
Other	Allow 6		
Total			24



	Warm	Mild	Cool	A Series	HD	EF/NB
16		13	11	16	49	EF26
20		17	14	20	49	EF26
24		20	17	24	49	EF26
26		22	19	26	49	EF26
30		26	22	26	56	EF26
32		27	23		56	NB56
33+		28+	24+		56*	NB56



* If the maximum water flow for your household exceeds what is listed on the table for your region, two Rinnai INFINITY® units may be required. Please contact your local gas fitter for a recommendation.

Digital Controllers

Take back control and eliminate the guesswork – enjoy the convenience, accuracy and innovation of a Rinnai INFINITY® digital controller! Controllers can significantly reduce water temperature fluctuations within your home. Simply set the temperature and all the water across your home will be delivered at the same temperature you desire – until you decide to change it. That way, it's all in your capable hands!



Compact Controller

Our smallest, most affordable model, this controller can be installed anywhere in the house. MC601A



Kitchen Deluxe

Designed for kitchens and laundries, works in conjunction with the Bathroom Deluxe. The audio feature will tell you in the kitchen when your bath is ready. MC100V1Z



Bathroom Deluxe

Works in conjunction with the Kitchen Deluxe controller. With the deluxe controller range, you can specify the quantity of water in litres to be used for the bath or the shower. When the volume is reached, the controller will shut off the hot water and let you know via the audio feature. BC100V1Z

- ✓ Total Control: Digital controllers allow you to select the exact temperature of the hot water at the outlet.
- ✓ Innovative Design: There is no need to mix hot and cold water, and this reduces the effect of temperature spiking when another tap in the building is turned on.

- ✓ Extended Warranty: Including a controller adds two years' warranty on the Rinnai INFINITY® water heater.



Compact Controller

Outdoor Accessories

We know you want your Rinnai product to work hard – but we also know you want it to look good too! Enhance your experience and embrace design and innovation with a range of accessories to accompany your chosen Rinnai INFINITY® gas water heater. Whether it's a recess box to neatly contain your Rinnai INFINITY® gas water heater, or a pipe cover to streamline its appearance, we've got it covered.



METAL RECESS BOX
R1405 – A-Series
R1407 – HD49kWe, HD56, EF26
R1405G – A16/A26 Graphite

Recess Box

The Rinnai metal recess box enables an external continuous flow gas water heater to be fully recessed.



Pipe Covers

A Rinnai pipe cover is available for a streamlined appearance, or to add additional protection in exposed installations.

R1385 – A-Series
R1385G – A16/A26 Graphite
R1419 – NB-Series
R1416G – EF26 Graphite

R1416 – EF26
R1417 – HD49 Series
R1418 – HD56

- ✓ Clever Design: A handy Rinnai recess box houses your Rinnai INFINITY® unit, pipework and power supply behind a simple hinged door.
- ✓ Security: Install a Rinnai security bracket to act as a permanent deterrent against theft.
- ✓ Innovative Thinking: Use a Rinnai pipe cover for a more streamlined appearance that hides pipework.



UPWARDS FLUE DIVERTER
FDU16 – A16 / FDU20 – A20
FDU24 – A24, A26

SIDWAYS FLUE DIVERTER
FDS16A – A16 / FDS20 – A20
FDS24 – A24, A26
FDS26E – EF26

Flue Diverters

Rinnai flue diverters are designed for external appliances and can assist with installations where noise reduction or clearance to obstructions is required.



Security Bracket

A sturdy security bracket can be installed to act as a permanent deterrent against theft.

ACC1395 – All Rinnai INFINITY® Products

- ✓ Installation Options: You can divert the exhaust from your Rinnai INFINITY® unit upwards or sideways with a flue diverter. A flue diverter can aid in noise reduction where the unit is positioned close to a neighbouring property or where the unit will perform more efficiently if the flue gases are cleared away from an obstruction, e.g. a tree or fence.



Rinnai INFINITY® A26 with Pipe Cover



Metal Recess Box



Electric Hot Water Cylinder Range

All cylinders can either be mains or low pressure. Mains pressure is the preferred option as you can have multiple taps and showers running hot water at once without the flow dropping significantly. Low pressure systems are common in older homes and our Rinnai low pressure cylinders ensure an effective option for your low pressure cylinder replacement. Hot water cylinders can be made from stainless steel, enamel or copper. The majority of New Zealand homes that have an electric hot water cylinder will probably have one of the following:

Enamel Mains Pressure

Constructed using the highest-quality enamel*, a cost-effective mains pressure cylinder available in a range of sizes from 30–340 litres. These cylinders are wrapped in a corrosion resistant colour steel outer casing, allowing installation indoors or outdoors**. These cylinders carry a 7-year warranty (conditions apply.)



Stainless Steel Mains Pressure

Designed for durability, these cylinders come with a 10-year limited warranty. With a range of standard and coiled options available, they can be upgraded for connections to solar, hot water heat pump or wetback.



Stainless Steel Low – Medium Pressure

Made from quality stainless steel, these cylinders are a low to medium pressure cylinder. A good replacement option for low pressure systems. They can operate up to 120 kPa giving a better shower without having to upgrade to mains pressure. They can also be upgraded to solar and heat pump water heating too. These cylinders carry a 10-year warranty (conditions apply).



Copper Low Pressure

Designed for those wanting an economical solution for hot water. These are the lowest-cost cylinders and ideal if you need a replacement low pressure hot water cylinder. Under-sink and wetback options are also available. The warranty on these cylinders is for 5 years (conditions apply).



Stainless steel & copper cylinders are not suitable for water that is hard and/or aggressive, please refer water quality parameters in the online install manual.

*Enamel Mains Pressure constructed of steel and the inner of the steel tank is lined with an enamel coating.

**The 30L cylinder must be hard wired for external installation

Low – Medium Pressure Stainless Steel Cylinders

A fantastic replacement option, these cylinders operate at medium pressure: this means better shower pressure is provided without having to upgrade to mains pressure. This range sets a new benchmark for low pressure hot water cylinders.



10



Unique Foam Formulation has:
Zero ozone depletion potential
Ultra-low global warming potential

10-year warranty*

Solar and heat pump capable^{^**}

NZBC G12 AS1 COMPLIANCE

- ✓ Quality Manufacturing: Inner tank duplex stainless steel construction.
- ✓ Solar Enabled, Heat Pump Ready: Use the eco connection on the 180 and 250-litre models to connect to selected open-loop solar systems and hot water heat pumps.

*10-year limited warranty on cylinder. ** Auto resetting thermostat must be installed if connecting to solar.



Specifications can be found at rinnai.co.nz under 'Technical' on the appropriate product pages.

Copper Low Pressure Hot Water Cylinder Range

Our low pressure copper cylinders are New Zealand's traditional electric cylinder and have a history of excellence. Manufactured in New Zealand since the 1930s, Rinnai copper cylinders are the smart choice if you're looking for a low-cost and high-efficiency replacement.



Unique Foam Formulation has:
Zero ozone depletion potential
Ultra-low global warming potential

NZBC G12 AS1 COMPLIANCE

- ✓ Range of Sizes: 9 to 225 litres. The huge range of heights and diameters available means that replacement is easy.
- ✓ To Suit Your Needs: Choose either the wetback low pressure copper cylinder or the standard low pressure copper cylinder.

* 5-year limited warranty on cylinder.



Specifications can be found at rinnai.co.nz under 'Technical' on the appropriate product pages.

Stainless Steel Mains Pressure Hot Water Cylinder Range

The fit-and-forget cylinder that is built to last. This electric hot water cylinder comes with an outstanding 10-year limited warranty.*



10



Unique Foam Formulation has:
Zero ozone depletion potential
Ultra-low global warming potential

10-year warranty*

NZBC G12 AS1 COMPLIANCE

Solar and heat pump capable^{^**}

- ✓ Quality Materials: Durable, lightweight, high-grade duplex stainless-steel inner tank is what gives this range the 10-year warranty.
- ✓ Solar Enabled, Heat Pump Ready: Use the eco connection on the 180, 250 and 300-litre models to connect to selected open-loop solar systems and hot water heat pumps.



Specifications can be found at rinnai.co.nz under 'Technical' on the appropriate product pages.

Stainless steel cylinders for Solar, Heat Pump or Wetback fires

Standard Coil (Closed-Loop Solar/Boiler)

If you're keen on utilising solar energy or an alternative heat source, then this is the cylinder for you! This tank has been specifically designed to be connected to closed-loop solar systems, or other closed-loop heat sources such as boilers, pumped wetback systems or ground source heat pumps.

10

10-year warranty*



Standard Coil (Closed-Loop Solar/Boiler)



Open loop solar or heat pump



NZBC G12 AS1 COMPLIANCE



Standard Coil (Closed-Loop Solar/Boiler)




Wetback (Thermosiphon)

This hot water cylinder allows you to have 'Mains Pressure' connected to a wetback fire. Use the heat from your fire to heat your water in the winter months, and with the twin coil you can also connect to solar. Even better – if there's a power cut, you can still heat your water using the wetback fire.

10

10-year warranty*



Wet back (Thermosiphon)



Open loop solar or heat pump



NZBC G12 AS1 COMPLIANCE



Wetback (Thermosiphon)



* 10-year limited warranty on cylinder. ^ Excludes 135-litre. ** Auto thermostat must be installed if connecting to solar.

Specifications can be found at rinnai.co.nz under 'Technical' on the appropriate product pages.



Mains Pressure Indoor/Outdoor Enamel Cylinder Range

These cylinders can be used in both residential and commercial indoor and outdoor installations. Putting your cylinder outside your home allows you to free up space for a new spacious kitchen!



Unique Foam Formulation has:
Zero ozone depletion potential
Ultra-low global warming potential

7

7-year warranty*



NZBC G12 AS1
COMPLIANCE

Specifications can be found at rinnai.co.nz under 'Technical' on the appropriate product pages.

- ✓ Residential and commercial water heating applications.
- ✓ Durable: The outer case is made from corrosion-resistant colour-coated steel suitable for external installation.
- ✓ Innovative design: The cTech™ element design allows an increased amount of hot water to be delivered.
- ✓ Range of Sizes: Models in a range of sizes, from 30 to 340 litres.
- ✓ All models in this range are designed for indoor or outdoor installation.**
- ✓ 250L & 280L with optional simultaneous / non-simultaneous wiring for dual element cylinders.
- ✓ Dual plumbing connections (215, 275, 340.)
- ✓ 5kW optional accessory kit for those that need fast recovery (250L and greater.)

* 7-year limited warranty on cylinder.
**The 30L cylinder must be hard wired for external installation

EasySwap 180L Enamel Mains Pressure Cylinder.

Swap cylinders, not pipework. Introducing the Rinnai EasySwap indoor hot water cylinder, the aesthetic choice for cylinder replacements that looks as good as it performs.



Unique Foam Formulation has:
Zero ozone depletion potential
Ultra-low global warming potential

7

7-year warranty*



NZBC G12 AS1
COMPLIANCE



EasySwap

- ✓ Direct Swap for Existing 180L Top-Port Replacement Cylinders. Ports and diameters designed to align with typical indoor retrofit installations.
- ✓ Sleek ColorSteel® Jacket. A durable Coloursteel® jacket provides a cleaner, more refined finish, helping retrofit installations feel like an upgrade. (Indoor only.)
- ✓ Suitable for a Wide Range of Water Conditions. High quality enamel cylinder with anodic protection keep the cylinder working reliably in a wide range of water conditions.
- ✓ Built to Last. Durable enamel cylinder backed by a 7-year warranty.

* 7-year limited warranty on cylinder.



Cylinder Accessories



Black ABS plastic safe tray
ABS plastic, an ideal rust resistant safe tray solution. Two styles and multiple sizes to choose from.



Galvanised safe tray
Three sizes to choose from. Galvanised safe trays are the traditional hard-wearing drip tray for New Zealand hot water cylinders.

Technical Information

Hot Water Heat Pump Specifications

RINNAI MODEL	UNIT	HydraHeat Integrated 275L / 340L	HydraHeat® Split	Enviroflo GR Series 215L / 265L / 280L
System				
Part Number		RHPN361A275E20 / RHPN361A340E20	RHPN361S	EHPG215VM / EHP265VM10 / EHPG280VM
Storage capacity	Litres	275 / 340	Based on cylinder capacity - 180 litre to 340 litre	215 / 265 / 280
Coefficient of Performance (COP)*	W/W	4.7	4.6	4.0 / 4.1 / 4.1
Rated Heat Pump Output**	kW	3.72	3.6	2.0 / 2.75 / 2.75
Rated Heat Pump Input**	kW	0.80	0.80	0.5 / 0.68 / 0.68
Hot Water Recovery Rate^	L/hr	89	86	65***
Element Rating	kW	2	up to 3.0	2.4 / 1.0 / 2.4
Operating Temperature	°C	-10 – 42	-10 – 42	-7 – 45
Noise Level^^	dB(A)	45	48	46
Refrigerant Type (R290) / Mass (g)	g	150	150 (nominal charge)	355 / 395 / 395
People per Household		2 to 7	2 to 7	2 to 6
Modes of Operation		Standard, Boost, Eco 55, Eco 50, High Usage, Element Only	Standard / Eco 55 / Element Only / Shutdown	Standard, Eco, Hybrid, Electric, Vacation
PRODUCT SPECIFICATIONS				
Dimensions – Assembled	Height	mm	1750 / 1995	1875 / 1933 / 1975
	Diameter	mm	692	640
Dimensions – Heat Pump	Height	mm	510	-
	Weight	kg	36.4	42.5
Dimensions – Cylinder	Height	mm	1275 / 1520	-
	Weight	kg	77.1 / 92	-
Total weight – Empty	kg	114 / 128		109 / 118 / 120
Total weight – Full	kg	400 / 477		324 / 383 / 420
Cylinder Construction		Enamel		Enamel
Water Supply & Connections				
Inlet	inch	2x RP 3/4		ISO 7.1¼" RP
Outlet	inch	2x RP 3/4		ISO 7.1¼" RP
Temperature Pressure Relief (TPR) Valve Pressure Rating	kPa	850		1000
Cold Water Expansion Valve Max Pressure Rating	kPa	700		700

* Coefficient of Performance was measured at the following conditions: Inlet water temperature 19°C, Outlet Water temperature 55°C, Dry Bulb Temperature 19°C.

** On Standard and Eco 55 modes, the heat pump provides 100% of the heating within the operating temperature range. Outside these limits the electric element will operate.

*** Hot Water Recovery Rate of 280L Model

^ Recovery rate calculated at Eco 55 mode, 19C ambient temperature, 41C temperature rise.

^^ Sound pressure level (SPL) measured at 1 metre distance from the water heater in a free field. Appliance operated in standard mode (60°C) at an ambient temperature of 19°C.

Technical Information

Gas Water Heating Specifications

Gas Continuous Flow – Indoor and Outdoor Rinnai INFINITY® Range

RINNAI INFINITY® MODEL		A16	A20	A24	A26	A28i
Part Number	LPG	INFA16L	INFA20L	INFA24L	INFA26L	INFA28FFL
	NG	INFA16N	INFA20N	INFA24N	INFA26N	INFA28FFN
Suitable For		1bth	2bth	2bth+	2bth+	2bth+
Mounting		External	External	External	External	Internal
Hot Water Capacity*	L/min	2.1 – 16	2.5 – 20	2.1 – 24	2.1 – 26	1.4 – 37
Height	mm	531	531	531	531	583
Width	mm	351	351	351	351	357
Depth	mm	180	180	180	180	235
Thermal	%	81	80	80	80	83.5
Weight	kg	15	16	17	17	21

RINNAI INFINITY® MODEL		HD49kWe	HD49kWi	HD56kWe	NB56kWe	NB56kWi	EF26
Part Number	LPG	INFHD49L	INFHD49FFL	INFHD56L	INFNB56S	INFNB56FFS	INFEF26L
	NG	INFHD49N	INFHD49FFN	INFHD56N	INFNB56S	INFNB56FFS	INFEF26N
Suitable For		2bth+	2bth+	2bth+	2bth+	2bth+	2bth+
Mounting		External	Internal	External	External	Internal	External
Hot Water Capacity*	L/min	1.4 – 28	1.4 – 28	1.5 – 32	1.5 – 32	1.5 – 32	2.4 – 26
Height	mm	583	583	600	796	654	531
Width	mm	357	357	470	470	470	351
Depth	mm	272	245 – 278	244	290	290	205
Thermal	%	83.5	83.5	82	97	97	92
Weight	kg	20	21	23	27	25	18

* Raised 25°C.

INFINITY® A16, A26 & EF26 models are also available in a graphite colourway. Please see website for model codes.

View the warranty conditions prior to purchase at rinnai.co.nz/warranty

Rinnai is constantly improving its products, and as such, information and specifications are subject to change without notice. For the most up-to-date information, go to rinnai.co.nz

This document has been printed using vegetable/soy-based inks on paper from environmentally responsible sources.

Rinnai.co.nz | 0800 746 624

facebook.com/rinnainz