




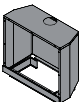
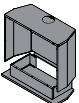


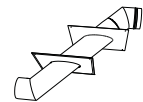



Neo Freestander

ordering guide

1. Select gas type (engine)		
	Neo engine universal control NG	RIB2312N
	Neo ETR LPG engine	RIB2312L
The Neo engine comes with; remote control (batteries inserted), operation and installation guides, log set, and gas connection.		
2. Select frame option		
	Stainless steel inner and black outer frame	R2316
	Stainless steel inner and trims, and black outer frame	R2317
	Stainless steel inner and outer frame	R2318
	Black inner and outer frame	R2319
3. Select freestanding kit (outer panels for the engine) MUST HAVE		
	Flat pack console freestanding kit with flue spigot	R2341GL
	Flat pack plinth freestanding kit with flue spigot	R2342GL
4. Determine flueing option and select flue kits and/or flue components		
	Flue kit freestanding galaxy black 3.6 m Flue kit freestanding brushed stainless steel 3.6 m	R1762GL R1762BS
	Flue extension galvanised 1.2 m Flue extension stainless steel 1.2 m Flue extension galaxy black 1 m Flue extension brushed stainless steel 1 m	R1763Z R1763SS R1763GL R1763BS
	Wall penetration kit galvanised Wall penetration kit galaxy black	R1766 R1766GL
	45 ° bend galvanised 45 ° bend galaxy black	R1764 R1765GL
45 ° bends—two bends required per installation. Contains inner, outer, and spacer.		