

Rinnai



Gas & Electric Hot Water Heating Collection



At Rinnai, we're your total home living experts

For over 45 years, Rinnai has supplied New Zealanders with a wide range of appliances to make kiwi homes and workplaces more comfortable, safe and efficient.

Rinnai New Zealand is a subsidiary of the Rinnai Corporation, which was founded in 1920 in Japan as a manufacturer of gas and oil appliances. In New Zealand, we're located at our purpose-built site at Pavilion Drive, Mangere. It's here that we design and build many of our appliances – so they're especially suited to New Zealand conditions.

We're probably best known for our iconic water heating solutions for kiwi homes and were the first to introduce gas continuous flow to New Zealand.

We're also one of the industry leaders in home heating. We have a huge range of fireplaces, as well as heat pumps, ducted systems and radiant heaters.

So whether you want to heat one room or the whole house, there's a Rinnai solution for you.

Of course you might want to keep the temperature down in your home too. Which is where you can turn to Rinnai for air conditioning (or heat pumps) that cool your rooms in summer, as well as ducted air conditioning to cool the whole house.

And let's not forget our commercial solutions used widely through schools, government buildings, apartments, offices and sports facilities, as well as hotels and commercial kitchens.

Rinnai has a nationwide team of service professionals who are fully trained and equipped with diagnostic tools to service your appliance, so you get a true end-to-end service with Rinnai.

With over 1 million appliances sold into Kiwi homes and businesses over the past four decades, it's no wonder Rinnai has established a proud reputation for quality and reliability. And why we've become known as your total home living experts.



Hot Water Heat Pump:

pgs 6–9

A smarter hot water solution for the homes of tomorrow. Using the efficiency of Heat Pump technology, Hot Water Heat Pumps provide savings of up to 75% on your hot water heating costs.



Gas Water Heater Range:

pgs 10–17

Rinnai INFINITY® continuous flow gas hot water systems ensure you never run out of hot water and you won't pay to keep it continuously hot either.



Electric Hot Water Cylinder Range:

pgs 18–25

From low to mains pressure, with options to connect to supplementary heating sources, Rinnai cylinders offer a delightfully simple fit-and-forget solution.



Technical Section:

pgs 26–27

Find out all the features and specifications of your selected Rinnai water heating solution.

When it comes to hot water, we know our stuff. We'll help you choose the option that works best for you and your lifestyle – and we'll keep it simple too! At Rinnai, we aim to make the hot water in your home as efficient to create – and use – as possible.

Ray Ferner
Managing Director

Hot Water Innovation

Product research and design never stops at Rinnai

Innovation should be our middle name

Our world-class Auckland based Research and Development division ensures we use innovative technology which creates hard-working products that are easy to use.

Beautiful and clever design means everything

When you choose a Rinnai product, we want you to be proud of it. This means we design high-quality products that incorporate the latest thinking in design and function. We understand that beauty and brains are a winning combo.

Efficiency is king

Up to a third of New Zealand's domestic energy consumption is used for water heating.* We take every opportunity to improve the efficiency of our products in the knowledge that this will reduce your running costs and hopefully shrink those nasty power bills.

We think responsibly and care about our environment

With the world's limited resources, we all have a responsibility to make the most of what we have. Rinnai delivers highly efficient products to help you use less natural resources. ISO 14001 accredited.

Every little bit helps.

*Varies per household. Source: EECA website.



Quality

Through precision manufacturing and an ongoing focus on quality, we have built our reputation for outstanding reliability.



Warranty

Rinnai's hot water products are covered by extensive warranties – we stand behind all our products.



Servicing/Installation

If you ever require service work or installation, simply contact Rinnai. We have a network of service centres that will provide expertise and help whenever you need it.



Industry Training

We provide technical training for hundreds of gas fitters, plumbers, architects, installers and service centres every year. We have online modules to keep installers up to date at TradeSmart.



Safety

All Rinnai's appliances meet or exceed the safety standards required by the New Zealand gas and electrical regulations.



Contact Us

For more on our products and innovations, please contact us on **0800 Rinnai (746 624)**, or at **info@rinnai.co.nz**

How do I choose the right hot water systems for my needs?

Hot Water Heat Pump

- ✓ If I have moderate hot water needs then a Hot Water Heat Pump is a good option.
- ✓ If you are looking for the most efficient system that is dedicated to sustainability, then consider a Hot Water Heat Pump.
- ✓ If interior space is tight or I want to free up my hot water cupboard, then switching to a Hot Water Heat Pump is an option.



Gas Continuous Flow

- ✓ If I have access to natural gas, a gas continuous flow unit is a good choice as it will deliver lower running costs.
- ✓ If I have a high hot water demand around peak times (large family and morning showers) then go for a continuous flow water heater over a cylinder.
- ✓ If interior space is tight or I want to free up my hot water cupboard, then switching to a continuous flow water heater is an option.



Electric Hot Water Cylinder

- ✓ If I have moderate hot water needs then a hot water cylinder is a good option.
- ✓ If I have a regular moderate hot water usage pattern and want to get the most on energy savings, then a Smart Cylinder™ may be a good choice.
- ✓ If I'm renovating and want to improve the flow rate of the shower and bath then I might consider a move to a mains pressure hot water cylinder if the house has an old low pressure copper tank.



Now you're informed to make the right choice!



Rinnai

MAKING PRESSURE

2 1/2

MAKING PRESSURE

Hot Water Heat Pump – HydraHeat™

A Hot Water Heat Pump is a smarter hot water solution for the homes of tomorrow.

Rinnai have combined the technology of water heaters and heat pumps to bring you a very clever solution - a Hot Water Heat Pump called HydraHeat™. Using the efficiency of heat pump technology, HydraHeat™ will heat a home's water using up to 75% less power*. The result is a far more cost-effective and more sustainable solution for the homes of tomorrow. The HydraHeat® head unit has been designed and built right here in New Zealand for Kiwi conditions, and the whole system is easy to install for any home. It's the future of hot water.



* Compared with a standard hot water cylinder in Zone 5 (Auckland). Annual energy performance estimated according to AS/NZS4234:2008 and AS/NZS5125:2014, medium load size.

Rinnai HydraHeat™ Hot Water Heat Pump



Up to 75% Savings on Hot Water Costs*

Provides highly efficient water heating, minimising energy consumption and lowering operating costs.



Dedicated to Sustainability

Powered by only 150g of high-efficiency R290 refrigerant with low Global Warming Potential and COP of 4.7.**



Renowned Quality

Crafted with exceptional quality by Rinnai New Zealand, the trusted name in total home living.



HydraHeat® head unit designed and built in NZ

Specifically designed for New Zealand climatic conditions (from -10°C to +42°C), as well as coastal locations. Operates in full heat pump mode right down to -10°C without the need for electric boosting.



Reliability

The inbuilt electric element guarantees a consistent and dependable supply of hot water, at all times.



Modular 'Heat Pump Ready' Design

Ability to upgrade from a standalone electric water heater to Heat Pump Technology with addition of Heat Pump unit.



Easy Servicing

Removable Heat Pump unit allows for easy servicing, and ensures uninterrupted supply of hot water.



Frost Protection

Built-in defrost and frost protection functions to handle colder climates.



NZ MEPS compliant

MEPS (Minimum Energy Performance Standard) means less heat loss from unit and less energy use, resulting in a more efficient product. Not all Hot Water Heat Pumps in New Zealand are MEPS compliant.



Warranties

5-year head unit warranty and a 7-year cylinder warranty.



User Friendly Control Interface

Features OLED screen and six operation modes for versatility.



6 Operation Modes

Standard, Boost, Eco 55, Eco 50, High Usage, and Element Only.



Suitable for Hard or Soft Water Areas

Featuring an enamel cylinder with a magnesium anode for effortless use in both hard and soft water areas.



Ideal for a Range of Residential Styles

Suitable for homes of 2–6 people. Plus an operating sound level of only 45dBA makes it suitable for a wide range of homes, including built-up residential areas.

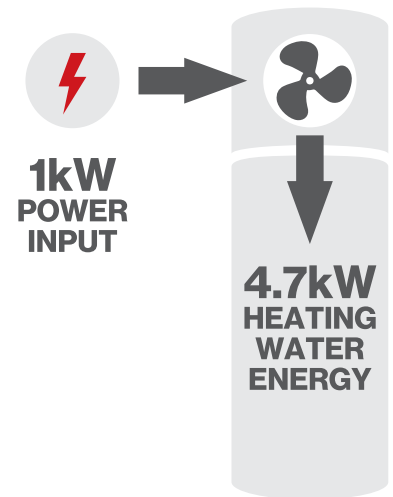
* Compared with a standard hot water cylinder in Zone 5 (Auckland). Annual energy performance estimated according to AS/NZS4234:2008 and AS/NZS5125:2014, medium load size.

** Accredited Testing to AS/NZS 5125 Pending by NATA accredited Provider.

How It Works

Operating much like a refrigerator in reverse, the HydraHeat™ utilises the surrounding air's ambient temperature and amplifies this energy to heat water at significantly reduced costs compared to conventional hot water cylinders.

At 19°C ambient temperature. Water heated from 15–55°C.
COP of 4.7 based on Accredited Testing to AS/NZS 5125 Pending by NATA accredited Provider.



Heat Pump Unit

The top unit is the powerhouse using heat pump technology that extracts thermal heat energy from ambient air.



275L Cylinder

The cylinder itself can operate on either electricity or the heat pump top unit. So you get the best of both worlds.



Continuous Flow Gas Hot Water

The Rinnai INFINITY® gas hot water range of heaters is already a smart choice when it comes to ensuring you have an endless hot water supply. Enjoy a system that heats your water when you need it – and the peace of mind that the hot water won't run out!

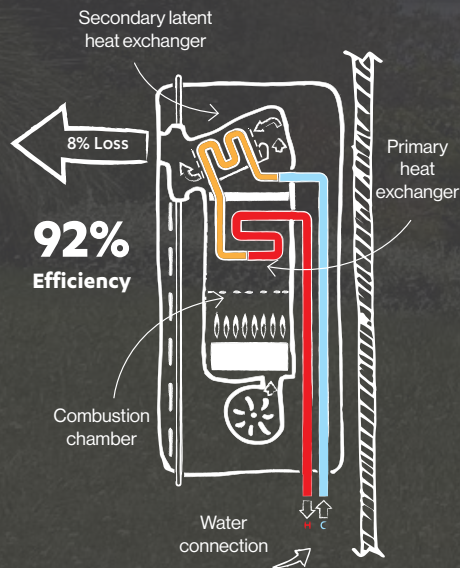


Energy equivalent efficiency across the range



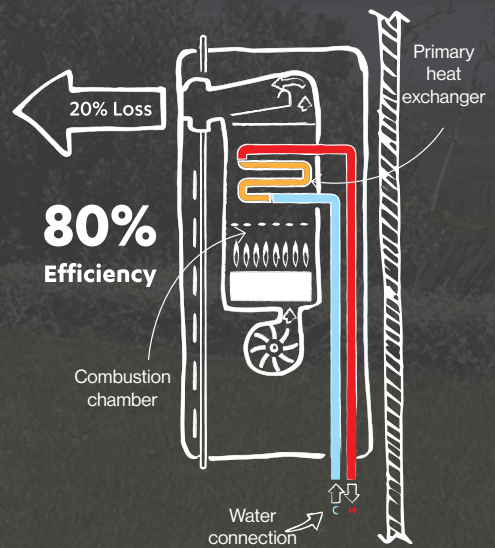
Condensing Continuous Flow Unit

The Rinnai INFINITY® EF26 is the latest innovation in gas endless hot water solutions for people who never want to run out of water and for tradespeople that want to deliver the best customer outcomes and grow their business. The Rinnai INFINITY® EF26 is the only residential endless hot water product that pre-heats water with existing heat so that it is more energy efficient, more cost effective and more environmentally friendly.



Standard Continuous Flow Unit

The Rinnai A Series delivers 6-star 80% energy efficiency for domestic water heating and depending on the model delivers up to 26 litres of hot water per minute. Easily configured with separate controllers for greater flexibility around the home. Enjoy unlimited hot water at your convenience.



* Varies per household. Source: EECA website.

Residential Continuous Flow Gas Water Heaters

Rinnai INFINITY® EF26 High Efficiency Condensing Unit

The latest innovation in continuous flow gas hot water products. The Rinnai INFINITY® EF26 offers on-demand endless hot water that is more energy efficient, more cost effective and more environmentally friendly.

- ✓ High Efficiency: pre-heats water with existing heat to reduce hot water running costs.
 - ✓ Endless Hot Water: Never run out of hot water again.
 - ✓ Space Saving: Located outside to give you more space indoors.
 - ✓ Clever Design: These systems modulate to heat water at lower flow rates.
 - ✓ Adaptive: Supports lower flow rates required of new taps.
- Also available in Graphite® colour.



Rinnai INFINITY® EF26

– Ideal for the environmentally conscious who want to significantly reduce running costs and lower energy usage, while still having the luxury of endless hot water.

– EF26: 92% thermal efficiency.



Energy equivalent efficiency across the range



10 **3**

10-year warranty[^] 3-year warranty^{^^}

* The L/min is the nominal water capacity at a 25°C rise. [^] 10-year warranty pro rata on heat exchanger. ^{^^} 3-year warranty on parts and labour. Please refer to Limited Warranty statement on Rinnai continuous flow water heaters at www.rinnai.co.nz/warranty.html

Rinnai INFINITY® A Series

A system that heats your water when you need it – enjoy the peace of mind that the hot water won't run out! The Rinnai INFINITY® gas water heater is a nifty little system – installed outside so you won't have to sacrifice any of your indoor living space.



INFINITY® A16 – 16L/min*
Available in Graphite® colour



INFINITY® A20 – 20L/min*



INFINITY® A24 – 24L/min*



INFINITY® A26 – 26L/min*
Available in Graphite® colour



Rinnai INFINITY® A26 in Graphite® colour

- ✓ Cost Efficient: Only pay to heat the water you use.
- ✓ Endless Hot Water: Never run out of hot water again.
- ✓ Space Saving: Located outside to give you more space indoors.
- ✓ Clever Design: These systems modulate to heat water at lower flow rates.
- ✓ Adaptive: Supports lower flow rates required of new tap and bathroomware.



Energy equivalent efficiency across the range

Rinnai INFINITY® A Series

- Designed for homes requiring high volumes of hot water with lower initial set-up cost.
- Greater than 80% thermal efficiency.

Rinnai INFINITY® Indoor

Installing your Rinnai INFINITY® gas hot water unit inside provides proximity to outlets (taps) and gets your hot water to you faster. Hidden in a cupboard, or up in the attic, the Rinnai INFINITY® gas water heater will operate efficiently and effectively.

- ✓ Aesthetics: No Rinnai INFINITY® unit visible on the outside of the house.
- ✓ Flexible Installation: Flue installation can be vertical, horizontal or a combination of both to maximise the locations in which the unit can be installed.

INFINITY® A28i

- Provides proximity to hot water outlets for larger homes.
- Up to 83% thermal efficiency.
- Provides 28 litres per minute of continuous hot water.



10 **3**
10-year warranty[^] 3-year warranty^{^^}

* The L/min is the nominal water capacity at a 25°C rise. [^] 10-year warranty pro rata on heat exchanger. ^{^^} 3-year warranty on parts and labour. Please refer to Limited Warranty statement on Rinnai continuous flow water heaters at www.rinnai.co.nz/warranty.html

Residential & Commercial Continuous Flow Gas Water Heaters

Rinnai INFINITY® High Capacity

Rinnai INFINITY® high capacity water heaters ensure an endless supply of hot water for commercial applications and high demand residential installations. Enjoy peace of mind that your hot water will never run out.



INFINITY® HD49 – 28L/min*



INFINITY® N56kWi – 32L/min*



INFINITY® HD56 – 32L/min*



✓ Large Installations: Multiple units can be manifolded together to provide extra hot water for large homes or commercial use.

✓ Proximity to Outlets: Being closer to outlets means you get your hot water faster. Ideal when there would be a long pipe to reach the outlet if an outside installation was used.



Energy equivalent efficiency across the range

INFINITY® HD49kWi

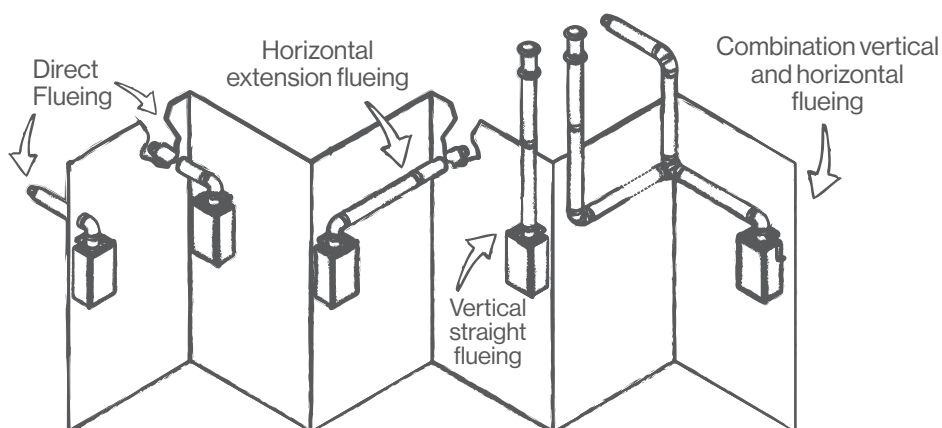
- Lower initial costs than the Rinnai INFINITY® N56kWi.
- Up to 83% thermal efficiency.
- Provides up to 28 litres per minute of continuous hot water.

INFINITY® N56kWi

- Up to 97% thermal efficiency by preheating the incoming cold water.
- Provides up to 32 litres per minute of continuous hot water.
- Supports lower flow rates required of new tap and bathroomware.
- Rinnai's most environmentally-friendly gas water heating option.

Rinnai INFINITY® HD56

- Designed for domestic or commercial users who need higher flow rates or have larger water-use requirements.
- Greater than 80% thermal efficiency.



10 **3**

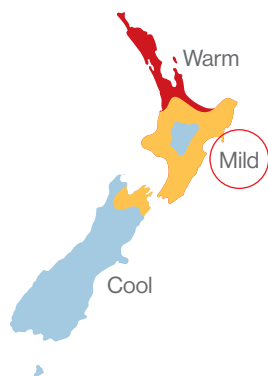
10-year warranty[^] 3-year warranty^{^^}

* The L/min is the nominal water capacity at a 25°C rise. [^] 10-year warranty pro rata on heat exchanger. ^{^^} 3-year warranty on parts and labour. Please refer to Limited Warranty statement on Rinnai continuous flow water heaters at www.rinnai.co.nz/warranty.html

Rinnai INFINITY® Gas Water Heater Product Selector

1. Work out the volumes of hot water that might be needed at the same time.
2. Add up the total volume of hot water that might be needed at the same time
3. Find the geographic zone and then follow the row until you find either the volume needed or the next highest number.
4. Go across the chart to see which models will deliver this quantity of water.

| | Typical flow rate* | What you want to run simultaneously | Example |
|------------|--------------------|-------------------------------------|---------|
| Bathroom 1 | 9 | | 9 |
| Bathroom 2 | 9 | | 9 |
| Kitchen | 6 | | 6 |
| Laundry | 6 | | |
| Other | Allow 6 | | |
| Total | | | 24 |



| | Warm | Mild | Cool | A Series | HD | EF/N |
|-----|------|------|------|----------|-----|------|
| 16 | | 13 | 11 | 16 | 49 | EF26 |
| 20 | | 17 | 14 | 20 | 49 | EF26 |
| 24 | | 20 | 17 | 24 | 49 | EF26 |
| 26 | | 22 | 19 | 26 | 49 | EF26 |
| 30 | | 26 | 22 | 26 | 56 | EF26 |
| 32 | | 27 | 23 | | 56 | N56 |
| 33+ | | 28+ | 24+ | | 56* | N56 |



* If the maximum water flow for your household exceeds what is listed on the table for your region, two Rinnai INFINITY® units may be required. Please contact your local gas fitter for a recommendation.

Digital Controllers

Take back control and eliminate the guesswork – enjoy the convenience, accuracy and innovation of a Rinnai INFINITY® digital controller! Controllers can significantly reduce water temperature fluctuations within your home. Simply set the temperature and all the water across your home will be delivered at the same temperature you desire – until you decide to change it. That way, it's all in your capable hands!



Compact Controller

Compact Controller

Our smallest, most affordable model, this controller can be installed anywhere in the house. MC601A

Kitchen Deluxe

Designed for kitchens and laundries, works in conjunction with the Bathroom Deluxe. The audio feature will tell you in the kitchen when your bath is ready. MC100V1Z



Bathroom Deluxe

Works in conjunction with the Kitchen Deluxe controller. With the deluxe controller range, you can specify the quantity of water in litres to be used for the bath or the shower. When the volume is reached, the controller will shut off the hot water and let you know via the audio feature. BC100V1Z

-
- ✓ Total Control: Digital controllers allow you to select the exact temperature of the hot water at the outlet.
 - ✓ Innovative Design: There is no need to mix hot and cold water, and this reduces the effect of temperature spiking when another tap in the building is turned on.
 - ✓ Extended Warranty: Including a controller adds two years' warranty on the Rinnai INFINITY® water heater.

Outdoor Accessories

We know you want your Rinnai product to work hard – but we also know you want it to look good too! Enhance your experience and embrace design and innovation with a range of accessories to accompany your chosen Rinnai INFINITY® gas water heater. Whether it's a recess box to neatly contain your Rinnai INFINITY® gas water heater, or a pipe cover to streamline its appearance, we've got it covered.



METAL RECESS BOX
 R1405 – A-Series
 R1407 – HD49kWe, HD250, EF26
 R1405G – A16 and A26 Graphite
 R1407G – EF26 Graphite

Recess Box

The Rinnai metal recess box enables an external continuous flow gas water heater to be fully recessed.



Pipe Covers

A Rinnai pipe cover is available for a streamlined appearance, or to add additional protection in exposed installations.


R1385 – A-Series
 R1385G – A26 Graphite
 R1415 – N-Series
 R1416 – EF26
 R1417 – HD49 Series
 R1418 – HD56



UPWARDS FLUE DIVERTER **SIDEWAYS FLUE DIVERTER**
 FDU16 – A16 / FDU20 – A20 FDS16A – A16 / FDS20A – A20
 FDU24 – A24, A26 FDS24A – A24, A26
 FDU32 – HD250 FDS26E – 26E

Flue Diverters

Rinnai flue diverters are designed for external appliances and can assist with installations where noise reduction or clearance to obstructions is required.



Security Bracket

A sturdy security bracket can be installed to act as a permanent deterrent against theft.

ACC1395 – All Rinnai INFINITY® Products



Rinnai INFINITY® A26 with Pipe Cover



Metal Recess Box

- ✓ **Clever Design:** A handy Rinnai recess box houses your Rinnai INFINITY® unit, pipework and power supply behind a simple hinged door.
- ✓ **Security:** Install a Rinnai security bracket to act as a permanent deterrent against theft.
- ✓ **Innovative Thinking:** Use a Rinnai pipe cover for a more streamlined appearance that hides pipework.

- ✓ **Installation Options:** You can divert the exhaust from your Rinnai INFINITY® unit upwards or sideways with a flue diverter. A flue diverter can aid in noise reduction where the unit is positioned close to a neighbouring property or where the unit will perform more efficiently if the flue gases are cleared away from an obstruction, e.g. a tree or fence.

MEDIUM PRESSURE
Stainless Steel

Our Plumbers' Promise

info@rinnai.co.nz

Rinnai

MAINS PRESSURE

Enamel



Heat Pump Capable*



MEPS Compliant

7

7 Year Warranty*



Ozone-Friendly
Low GWP Foam



Designed & Engineered
in New Zealand

Our Plumbers' Promise

To the plumber:
Rinnai Cylinders are covered by warranty. If there's a problem within the first year, we'll supply the part and cover the cost of your time to do the job. After the first year refer to the warranty details for this specific cylinder at rinnai.co.nz/warranty. Just call us on 0800 RINNAI and quote the model number.

*Please make sure you read and understand the installation and owner's guide supplied with this water heater.
*Capacity 20L and 30L only.
*Excludes 12.5L and 18.5L.

info@rinnai.co.nz | www.rinnai.co.nz
0800 RINNAI

Rinnai

Electric Hot Water Cylinder Range

All cylinders can either be mains or low pressure. Mains pressure is the preferred option as you can have multiple taps and showers running hot water at once without the flow dropping significantly. Low pressure systems are common in older homes and our Rinnai low pressure cylinders ensure an effective option for your low pressure cylinder replacement. Hot water cylinders can be made from stainless steel, enamel or copper. The majority of New Zealand homes that have an electric hot water cylinder will probably have one of the following:

Enamel Mains Pressure

Constructed using the highest-quality enamel, a cost-effective mains pressure cylinder available in a range of sizes from 30–340 litres. These cylinders have the option to connect to a heat pump (only the 250 and 300-litre can be connected to a heat pump). These cylinders carry a 7-year warranty (conditions apply.) There is also a selection of sizes available in our indoor/outdoor range.



Stainless Steel Mains Pressure

Designed for durability, these cylinders come with a 10-year limited warranty. With a range of standard and coiled options available, they can be upgraded for connections to solar, hot water heat pump or wetback.



Stainless Steel Low – Medium Pressure

Made from quality stainless steel, these cylinders are a low to medium pressure cylinder. A good replacement option for low pressure systems. They can operate up to 120 kPa giving a better shower without having to upgrade to mains pressure. They can also be upgraded to solar and heat pump water heating too. These cylinders carry a 10-year warranty (conditions apply).



Copper Low Pressure

Designed for those wanting an economical solution for hot water. These are the lowest-cost cylinders and ideal if you need a replacement low pressure hot water cylinder. Under-sink and wetback options are also available. The warranty on these cylinders is for 5 years (conditions apply).



Rinnai Smart Cylinder™ Range

The revolutionary Rinnai Smart Cylinder™ monitors the household's hot water usage behaviour and only heats the water as and when it's needed.



*Enamel Mains Pressure constructed of steel and the inner of the steel tank is lined with an enamel coating.

Mains Pressure Indoor/Outdoor Enamel Cylinder Range

These cylinders can be used in both residential and commercial indoor and outdoor installations. Putting your cylinder outside your home allows you to free up space for a new spacious kitchen!



Unique Foam Formulation has:
Zero ozone depletion potential
Ultra-low global warming potential

7

7-year warranty*



Heat pump capable^

- ✓ Innovative design: The cTech™ element design allows an increased amount of hot water to be delivered.
- ✓ Durable: The outer case is made from corrosion-resistant Colourbond® steel suitable for external installation.

* 7-year limited warranty on cylinder.

Enamel Indoor Mains Pressure Hot Water Cylinder Range

Our enamel-lined hot water cylinder range offers exceptional performance, reliability and ease of installation.



Unique Foam Formulation has:
Zero ozone depletion potential
Ultra-low global warming potential

7

7-year warranty*



Heat pump capable^

- ✓ Durable: Constructed from the highest-quality enamel-lined steel and protected by a full-length high-performance anode!
- ✓ Range of Sizes: Models in a range of sizes, from 30 to 300 litres. All models in this range are designed for indoor installation.
- ✓ Heat Pump Ready: Use the eco connection on the 250 and 300-litre models to connect to a hot water heat pump.

* 7-year limited warranty on cylinder. ^250L and 300L models only.



Specifications can be found at rinnai.co.nz under 'Technical' on the appropriate product pages.



Specifications can be found at rinnai.co.nz under 'Technical' on the appropriate product pages.

Stainless Steel Mains Pressure Hot Water Cylinder Range

The fit-and-forget cylinder that is built to last. This electric hot water cylinder comes with an outstanding 10-year limited warranty.*



Unique Foam Formulation has:
Zero ozone depletion potential
Ultra-low global warming potential

10

10-year warranty*



Solar and heat pump capable**



- ✓ Quality Materials: Durable, lightweight, high-grade duplex stainless-steel inner tank is what gives this range the 10-year warranty.
- ✓ Solar Enabled, Heat Pump Ready: Use the eco connection on the 180, 250 and 300-litre models to connect to an open-loop solar system or hot water heat pump

Specifications can be found at rinnai.co.nz under 'Technical' on the appropriate product pages.

Stainless steel cylinders for Solar, Heat Pump or Wetback fires

Standard Coil (Closed-Loop Solar/Boiler)

If you're keen on utilising solar energy or an alternative heat source, then this is the cylinder for you! This tank has been specifically designed to be connected to closed-loop solar systems, or other closed-loop heat sources such as boilers, pumped wetback systems or ground source heat pumps.

10

10-year warranty*



Standard Coil
(Closed-Loop Solar/Boiler)



Open loop solar
or heat pump



Standard Coil
(Closed-Loop Solar/Boiler)




Wetback (Thermosiphon)

This hot water cylinder allows you to have 'Mains Pressure' connected to a wetback fire. Use the heat from your fire to heat your water in the winter months, and with the twin coil you can also connect to solar. Even better – if there's a power cut, you can still heat your water using the wetback fire.

10

10-year warranty*



Wet back
(Thermosiphon)



Open loop solar
or heat pump



Wetback (Thermosiphon)



* 10-year limited warranty on cylinder. *Excludes 135-litre. ** Auto thermostat must be installed if connecting to solar.

Specifications can be found at rinnai.co.nz under 'Technical' on the appropriate product pages.

Low – Medium Pressure Stainless Steel Cylinders

A fantastic replacement option, these cylinders operate at medium pressure: this means better shower pressure is provided without having to upgrade to mains pressure. This range sets a new benchmark for low pressure hot water cylinders.



10



Unique Foam Formulation has: 10-year warranty*
Zero ozone depletion potential
Ultra-low global warming potential

- ✓ Quality Manufacturing: Inner tank duplex stainless steel construction.
- ✓ Solar Enabled, Heat Pump Ready: Use the eco connection on the 180 and 250-litre models to connect to an open-loop solar system or hot water heat pump.

* 10-year limited warranty on cylinder. ** Auto resetting thermostat must be installed if connecting to solar.



Specifications can be found at rinnai.co.nz under 'Technical' on the appropriate product pages.

Copper Low Pressure Hot Water Cylinder Range

Our low pressure copper cylinders are New Zealand's traditional electric cylinder and have a history of excellence. Manufactured in New Zealand since the 1930s, Rinnai copper cylinders are the smart choice if you're looking for a low-cost and high-efficiency replacement.



Unique Foam Formulation has:
Zero ozone depletion potential
Ultra-low global warming potential

- ✓ Range of Sizes: 9 to 225 litres. The huge range of heights and diameters available means that replacement is easy.
- ✓ To Suit Your Needs: Choose either the wetback low pressure copper cylinder or the standard low pressure copper cylinder.

* 5-year limited warranty on cylinder.



Specifications can be found at rinnai.co.nz under 'Technical' on the appropriate product pages.

Rinnai Smart Cylinder™ Range

The way a standard hot water cylinder works means that you're paying to heat all of the water in the cylinder 24 hours a day, 7 days a week, 52 weeks of the year... not with the Rinnai Smart Cylinder™.

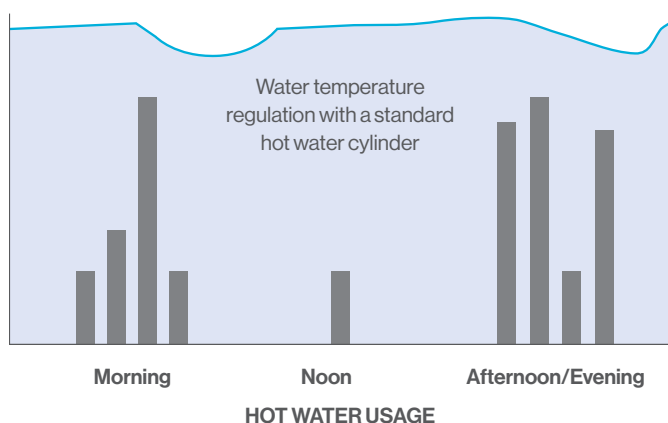
The revolutionary Rinnai Smart Cylinder™ monitors the pattern of a home's hot water use and then only heats the water as and when it's needed, typically saving up to 10%* on water heating costs... pretty smart, huh!

What's more – there are no major capital costs and it takes the same amount of time to install as a standard cylinder.

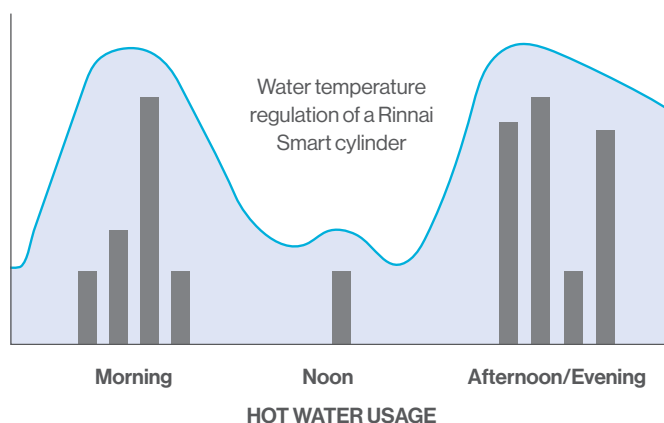


Specifications can be found at rinnai.co.nz under 'Technical' on the appropriate product pages.

Standard Hot Water Cylinder



Rinnai Smart Cylinder™ iQ Mode (on default setting)



iQ MODE – SMART: Set, forget and save!

When iQ mode is selected the Rinnai Smart Cylinder™ will spend a week learning your household's hot water usage habits. After the first week it will begin to apply the savings algorithm, only heating the water in the cylinder as and when it will be needed. From there it will constantly monitor the hot water usage ensuring that it is only ever heated to meet demand.



VACATION MODE: Going away on holiday? Save while you're away

Whenever you leave your home or your holiday home for a long period of time, you can select the vacation mode. In vacation mode, the Rinnai Smart Cylinder™ will keep the water at a minimum temperature (6°C) to save power. This will also prevent the water from freezing in colder areas.



MANUAL MODE: Operates as a traditional electric storage cylinder

In manual mode the Rinnai Smart Cylinder™ maintains the total volume of water at the selected temperature level.



The Rinnai Smart Cylinder™ has 3 modes, which can be selected using the modern LCD control panel located on the element box at the front of the cylinder.

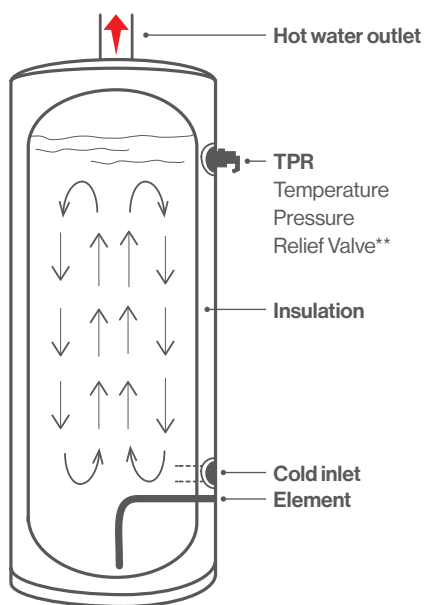
* Typically saves up to 10% on your running costs in comparison to a standard electric hot water cylinder. The savings claim is verified by results from European tapping tests. The European efficiency testing standard for a hot water system uses "tappings". Tappings are calls for hot water from the cylinder at various times to simulate real life hot water use. Actual savings made will depend on the installation although savings of up to 10% are typical. Savings are influenced by a number of factors including cylinder size, hot water use profile and plumbing system design. Savings are made by the reduction of heat loss from the cylinder and all of the associated components in the plumbing, including pipework.

Our Cylinder Technology

Hot water is a necessity. At Rinnai, we work tirelessly to produce efficient, cost-effective, reliable products that are easy to install and maintain.

We are always thinking about the end-user as well as the merchant who stocks our cylinders, and the important plumber who completes the installation.

Rinnai believes in pushing the boundaries, being at the forefront of leading-edge technology, and our unique point of difference makes buying a Rinnai-branded cylinder not only the smarter choice but the right choice too.

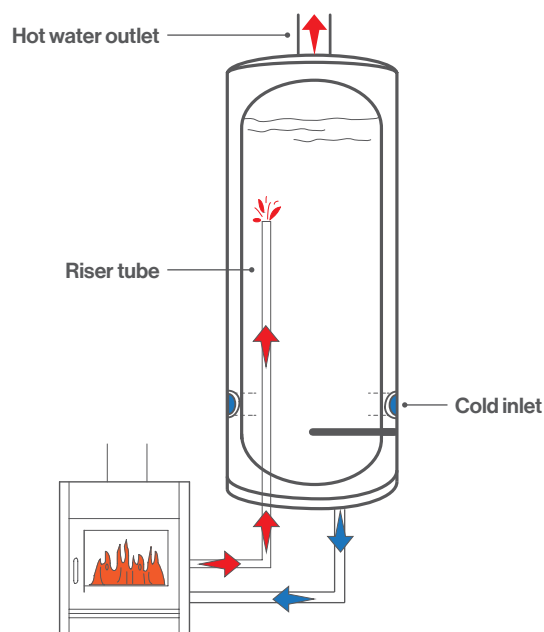


Mains and Low Pressure Cylinders

Both cylinders operate the same way to heat water. Cold water enters the bottom of the cylinder, an element heats the water, warm water rises and hot water goes to the tap via an outlet at the top of the cylinder.

The main differences between the two are the incoming water pressure at which the cylinders operate*, and the plumbing layout.

* You'll know if you have a low pressure cylinder as there will be significant temperature changes when another tap is used. ** There is no TPR valve on a low pressure cylinder.



Copper Low Pressure Wetback Cylinders

Copper low pressure wetback cylinders are fitted with an auto reset thermostat* and a riser tube. Water from the cylinder is circulated through the wetback heat exchanger, and the water is heated using some of the heat from the fire. Hot water then passes up the riser tube and into the cylinder to avoid mixing with the cold water at the bottom.

When the wetback isn't able to provide heat the electrical element kicks in to heat the water.

* Will automatically reset should the water exceed 85°C.



Technical Information

Hot Water Heat Pump Specifications

| RINNAI MODEL | UNIT | RHPN361A275E20 | |
|---|----------|---|---------------|
| System | | | |
| Storage capacity | Litres | 275L | |
| Coefficient of Performance (COP)* | W/W | 4.7 | |
| Rated Heat Pump Output** | W | 3725 | |
| Rated Heat Pump Input** | W | 802 | |
| Hot Water Recovery Rate^ | L/hr | 89 | |
| Element Rating | kw | 2 | |
| Operating Temperature | °C | -10 – 42 | |
| Noise Level^^ | dB(A) | 45 | |
| Refrigerant Type / Mass (g) | | R290 / 150 | |
| People per Household | | 2 to 6 | |
| Modes of Operation | | Standard, Boost, Eco 55, Eco 50, High Usage, Element Only | |
| PRODUCT SPECIFICATIONS | | | |
| Dimensions – Assembled | Height | mm | 1750 |
| | Diameter | mm | 692 |
| Dimensions – Heat Pump | Height | mm | 510 |
| | Weight | kg | 36.4 |
| Dimensions – Cylinder | Height | mm | 1240 |
| | Weight | kg | 77.1 |
| Total weight – Empty | | kg | 113.5 |
| Total weight – Full | | kg | 400 |
| Cylinder Construction | | | Enamel |
| Water Supply & Connections | | | R-290 / 150gm |
| Inlet | inch | | 2x RP 3/4 |
| Outlet | inch | | 2x RP 3/4 |
| Temperature Pressure Relief (TPR) Valve Pressure Rating | | KPa | 850 |
| Cold Water Expansion Valve Max Pressure Rating | | KPa | 700 |

* Coefficient of Performance was measured at the following conditions: Inlet water temperature 19°C, Outlet Water temperature 55°C, Dry Bulb Temperature 19°C. Accredited Testing to AS/NZS 5125 Pending by NATA accredited Provider.

** In Standard, Eco 55 and Eco50 modes, the heat pump provides 100% of the heating within the operating temperature range. Outside these limits the electric element will operate.

^ Recovery rate calculated at Eco 55 mode, 19C ambient temperature, 41C temperature rise.

^^ Sound pressure level (SPL) measured at 1 metre distance from the water heater in a free field. Appliance operated in standard mode (60°C) at an ambient temperature of 19°C.



Technical Information

Gas Water Heating Specifications

Gas Continuous Flow – Indoor and Outdoor Rinnai INFINITY® Range

| RINNAI INFINITY® MODEL | | A16 | A20 | A24 | A26 | A28i |
|------------------------|-------|----------|----------|----------|----------|-----------|
| Part Number | LPG | INFA16L | INFA20L | INFA24L | INFA26L | INFA28FFL |
| | NG | INFA16N | INFA20N | INFA24N | INFA26N | INFA28FFN |
| Suitable For | | 1bth | 2bth | 2bth+ | 2bth+ | 2bth+ |
| Mounting | | External | External | External | External | Internal |
| Hot Water Capacity* | L/min | 2.1 – 16 | 2.5 – 20 | 2.1 – 24 | 2.1 – 26 | 1.4 – 37 |
| Height | mm | 531 | 531 | 531 | 531 | 583 |
| Width | mm | 351 | 351 | 351 | 351 | 357 |
| Depth | mm | 180 | 180 | 180 | 180 | 235 |
| Thermal | % | 81 | 80 | 80 | 80 | 83.5 |
| Weight | kg | 15 | 16 | 17 | 17 | 21 |

| RINNAI INFINITY® MODEL | | HD49kWe | HD49kWi | HD56 | N56kWe | N56kWi | EF26 |
|------------------------|-------|----------|------------|----------|----------|-----------|----------|
| Part Number | LPG | INFHD49L | INFHD49FFL | INFHD56L | INFN56L | INFN56FFL | INFEF26L |
| | NG | INFHD49N | INFHD49FFN | INFHD56N | INFN56N | INFN56FFN | INFEF26N |
| Suitable For | | 2bth+ | 2bth+ | 2bth+ | 2bth+ | 2bth+ | 2bth+ |
| Mounting | | External | Internal | External | External | Internal | External |
| Hot Water Capacity* | L/min | 1.4 – 37 | 1.4 – 37 | 1.5 – 32 | 1.5 – 32 | 1.5 – 32 | 2.4 – 26 |
| Height | mm | 583 | 583 | 600 | 670 | 670 | 531 |
| Width | mm | 357 | 357 | 470 | 470 | 470 | 351 |
| Depth | mm | 272 | 245 – 278 | 244 | 294 | 276 | 205 |
| Thermal | % | 83.5 | 83.5 | 82 | 97 | 97 | 92 |
| Weight | kg | 20 | 21 | 23 | 29 | 29 | 18 |

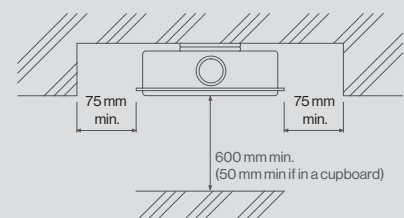
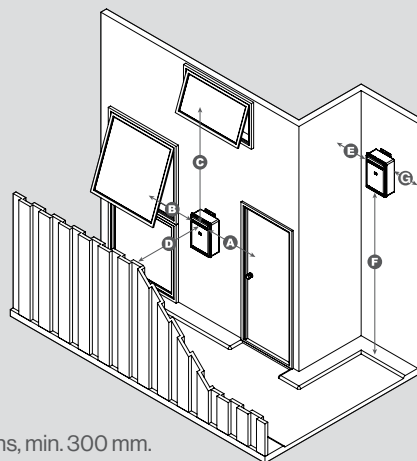
* Raised 25°C.

GENERAL FLUE CLEARANCES:

External models

Internal models

| Dim. | A-Series, EF26 | N56kWe, HD49kWe ¹ , HD250 |
|------|----------------|--------------------------------------|
| A | Min. 300 mm | Min. 500 mm |
| B | Min. 300 mm | Min. 500 mm |
| C | Min. 1.5 m | Min. 1.5 m |
| D | Min. 500 mm | Min. 500 mm |
| E | Min. 300 mm | Min. 300 mm |
| F | Min. 300 mm* | Min. 300 mm ² |
| G | Min. 300 mm | Min. 300 mm |



Below eaves, balconies, and other projections, min. 300 mm.

From a gas meter 1000 mm. From an electricity meter or fuse box, min. 500 mm.

¹ If the HD49kWe is downrated to a 26 L unit (MJ rating decreases) then the clearances shift to the A-Series / EF26 column

² Rinnai recommend 1.5 m to give enough clearance for the pipe work, and to safely expel flue gases.

View the warranty conditions prior to purchase at rinnai.co.nz/warranty

Rinnai is constantly improving its products, and as such, information and specifications are subject to change without notice. For the most up-to-date information, go to rinnai.co.nz

This document has been printed using vegetable/soy-based inks on paper from environmentally responsible sources.

Rinnai.co.nz | 0800 746 624

facebook.com/rinnainz