







StarPro SP421UN universal internal/external spares list









burner, manifold, and cabinet assemblies

1 	2 	3 	4 
Burner & manifold assembly Feed tube gas B120 flare B011239	Burner & manifold assembly Gas valve XXxXX B021378 Rectifier plug for this valve is B021225. Gas valve loom for this valve is B021379.	Cabinet assembly Joiner fan flue outlet B021368	Cabinet assembly Pop 12 inch 300 mm B013468



StarPro SP421UN universal internal/external spares list

electrical controls and components

<p>1</p> 	<p>2</p> 	<p>3</p> 	<p>4</p> 	<p>5</p> 	<p>6</p> 
<p>Brkt t/remote and loom B019789</p>	<p>Cover PCB NG-2 moulded B023832</p> <p>Needs to be ordered in conjunction with B023833.</p>	<p>Cover PCB plugs NG-2 moulded B023833</p> <p>Needs to be ordered in conjunction with B023832.</p>	<p>Electric control NG-2A B021224</p> <p>Service parameter 15 should be changed from 0 to 90 to enable the two-stage combustion fan—refer instructions.</p>	<p>Loom mains XXxXX B021043</p>	<p>Rectifier plug gas valve B021225</p> <p>Used with Gas valve XXxXX (B0213178) and Loom gas valve Honeywell (B021379).</p>
<p>7</p> 	<p>8</p> 				
<p>Transformer 2.25 A B021729</p> <p>Primary wires; blue and brown (230 V). Secondary wires; red, black, and yellow.</p>	<p>Thermostat overheat 110 °C B021403</p>				



StarPro SP421UN universal internal/external spares list




fan assembly

1 	2 
Capacitor 15 uF 40 QPA 15 kW B0195859	Fan SD sensor 820 mm B014478 <p>Device for monitoring speed of the fan (RPM). The sensor clips onto the back of the motor, and for heaters, the lead plugs into the N-GI hi electronic control module.</p>



StarPro SP421UN universal internal/external spares list

ignition assembly, pressure switches and seals

1 	2 	3 
<p>Ignition assembly Ignitor spark XXxXX</p> <p>B021025</p> <p>Take care not to handle ceramic probe as it can be easily damaged.</p>	<p>Ignition assembly Sensor flame XXxXX</p> <p>B021026</p>	<p>Pressure switches & seals Pressure switch NS2-1072-02 140 PA</p> <p>B021375</p>



StarPro SP421UN universal internal/external spares list

odds and sods

1 no image available	2 no image available	3 no image available	4 
Flashing 150 mm SP415 & SP421 B023812	Flashing 75 mm SP415 & SP421 B023811	Kit laydown SP415 & SP421 B023813	Flue terminal assembly XxeXX B021385