



Compact Classic CC320IN internal spares list

Electrical controls and components

<p>1</p> 	<p>2</p> 	<p>3</p> 	<p>4</p> 	<p>5</p> 	<p>6</p> 
<p>Electrical controls & components Capacitor 4 uF 450 V P2 (RND), refer note below B023074</p>	<p>Electrical controls & components Electronic control tytronics HCDS124-1 B024700</p>	<p>Electrical controls & components Fuse 2 A 250 V fast glass 5 x 20 mm B061361</p>	<p>Electrical controls & components Loom mains XXxXX B021043</p>	<p>Electrical controls & components Thermostat overheat 90 °C B009361</p>	<p>Electrical controls & components Electronic control interface 539 assembly B062214</p>

Capacitor note

Heaters - Used on standard 250 watt motors only (Not X-A motors)

Heaters :- With heaters, generally two different size capacitors are used, one for the standard motors, and one for the XA Motors. (Exceptions can be seen with some EMS units, with the same size capacitors).

Used on fan motor start winding circuit.





If capacitor faulty - motor may not start, may run slowly or may run backwards.

If unsure which capacitor, ask which motor, then look up in the motor spare parts listing—capacitor size should be listed.



Compact Classic CC320IN internal spares list

odds and sods

<p>1</p> 	<p>2</p> 	<p>3</p> 	<p>4</p> 	<p>5</p> 	<p>6</p> 
<p>Fan assembly Combustion fan GP-motor GRA120 B063030</p>	<p>Fan assembly Fan wheel 9 x 7 plastic B014403</p>	<p>Fan assembly Motor 315 W 3-speed 4 uF PLT assembly B008944</p>	<p>Heat exchanger assembly O-ring silicone 60 mm B021389</p>	<p>Ignition assembly Ignitor spark B021025</p> <p>Take care not to handle ceramic probe otherwise the probe will be damaged or the lifespan reduced.</p>	<p>Pressure switches & seals Pressure switch NS2-1154-00 50 PA B023219</p>